



Sept. 26 • 3 p.m. • Morgantown, W. Va.
Milan Puskar Stadium (60,000)
Surface: FieldTurf
Live Stats: umterps.com

Television (Fox Sports 1)

Justin Kutcher Play-by-Play
 Petros Papadakis Color Analyst

Radio

Maryland Sports Radio Network

Baltimore flagship 101.9 WLIF-FM; Washington, D.C.,
 flagship ESPN 980 AM; also available on Tuneln
 Johnny Holliday (37th season) Play-by-Play
 Tim Strachan (20th season) Color Analyst
 Scott McBrien Color Analyst

Satellite Radio

Sirius (113), XM (200), SiriusXM (200)

Looking Ahead



Michigan

Date Saturday, Oct. 3, 2015
 Location College Park, Md.
 Stadium Capital One Field at Byrd Stadium (51,802)
 Kickoff 8 p.m.
 Series Michigan leads 3-1
 TV Big Ten Network

Coaching Staff

Randy Edsall Head Coach
 Mike Locksley (b) Offensive Coord./Quarterbacks
 Keith Dudzinski (f) Defensive Coord./Inside Linebackers
 Lyndon Johnson (b) Asst. Head Coach/Outside Linebackers
 John Dunn (b) Tight Ends/Recruiting Coordinator
 Keenan McCardell (f) Wide Receivers
 Darrell Perkins (b) Defensive Backs
 Terry Richardson (f) Running Backs
 Greg Studrawa (f) Offensive Line
 Chad Wilt (f) Defensive Line

Graduate Assistants: Colin Bauer, Cody Catalina, A.J.

Reisig and Brock Sickmiller

Key: Booth (b); Field (f)

MARYLAND TERRAPINS



2-1, 0-0 Big Ten
Head Coach: Randy Edsall
Streak: Won 1

USF BULLS



2-0, 0-0 Big 12
Head Coach: Dana Holgorsen
Streak: Won 2

WHAT'S INSIDE: Series Notes • Page 3 • Depth Chart • Page 8 • 2015 Statistics • Page 27

OPENING DRIVE

Setting The Stage

The University of Maryland football team travels to Morgantown, W. Va., for its first road game of the season Saturday as it faces West Virginia in the 52nd all-time meeting between the teams dating back to 1919.

By The Numbers

- 0** The Maryland offensive line has kept its quarterback clean this season, allowing zero sacks through three games. The Terps are one of just five teams in the country that have not allowed a sack.
- 3** The Terrapins are looking to win their third consecutive road-opener Saturday against West Virginia, following road-opening wins against USF (2014) and Connecticut (2013). The Terps last won three consecutive road-openers during a span from 1976-80, when they won five straight.
- 8** Junior cornerback and return specialist **William Likely** currently holds eight Maryland records after recently moving past Joe Petruzzo (1950-51) as the leader in career yards/punt return (16.2).
- 13** Senior defensive back **Sean Davis** led the Terps with 13 tackles against West Virginia in last season's meeting. He currently shares the Big Ten lead in solo tackles per game (6.7).
- 14.0** Maryland has accumulated 14.0 sacks (4.7/g) through its first three games - a mark which ranks second nationally and first in the Big Ten. The Terps returned just one player from their 2014 front-seven, which included program all-time sack leader, Andre Monroe.
- 37.3** The Terps are averaging 37.3 points per game, which ranks second in the Big Ten Conference. Maryland is also averaging 410.3 yards/game, boasting a balanced passing (206.7 yards/g) and rushing (203.7 yards/g) attack.

umterps.com

MarylandPride.com



[/marylandterrapins](https://www.facebook.com/marylandterrapins)
[/MarylandFootball](https://www.facebook.com/MarylandFootball)



@umterps
 @MarylandPride
 @RandyEdsall



[/marylandathletics](https://www.youtube.com/marylandathletics)
[/MarylandPrideFB](https://www.youtube.com/MarylandPrideFB)



[/marylandterrapins](https://www.instagram.com/marylandterrapins)
[/marylandpride](https://www.instagram.com/marylandpride)

Maryland Schedule

Date	Opponent	Result/Time	TV	Series
Sept. 5	Richmond	W, 50-21	ESPNU	Maryland leads 13-5-1
Sept. 12	Bowling Green	L, 27-48	BTN	Bowling Green leads 1-0
Sept. 19	USF	W, 35-17	ESPNU	Maryland leads 2-0
Sept. 26	@ West Virginia	3 p.m.	FS1	West Virginia leads 27-22-2
Oct. 3	Michigan*	8:00 p.m.	TBA	Michigan leads 3-1
Oct. 10	@ Ohio State*	Noon	TBA	Ohio State leads 1-0
Oct. 24	Penn State*#	TBA	TBA	Penn State leads 35-2-1
Oct. 31	@ Iowa*	TBA	TBA	Maryland leads 1-0
Nov. 7	Wisconsin*	3:30 p.m.	TBA	Wisconsin leads 1-0
Nov. 14	@ Michigan State*	TBA	TBA	Michigan State leads 5-1
Nov. 21	Indiana*	TBA	TBA	Indiana leads 2-1
Nov. 28	@ Rutgers*	TBA	TBA	Series tied 5-5

#M&T Bank Stadium; All times Eastern; *Big Ten game

GAME 4: MARYLAND vs. WEST VIRGINIA

MONDAY	TUESDAY	WEDNESDAY	THURSDAY	FRIDAY	SATURDAY	SUNDAY
OFF	Randy Edsall Press Conference - Noon (Press Box) Player Availability - 12:30 p.m. (Press Box) Randy Edsall Big Ten Coaches Teleconference - 1:12 p.m. (Contact Dustin Semonavick for call-in information) Practice (Closed to Media)	Coord. Availability 11:45 a.m./Noon (Press Box) Player Availability - 12:15 p.m. (Press Box) Practice (Closed to Media) Randy Edsall Radio Show - 7 p.m. (Buffalo Wild Wings College Park)	Practice (Closed to Media)	Walk-Thru (Closed to Media)	Game 4 Maryland vs West Virginia - 3pm (FS1)	Randy Edsall Teleconference - 4 p.m. (Contact Dustin Semonavick for phone number and access code) Practice (Closed to Media)

Maryland Media Relations

Dustin Semonavick (Primary)

Assistant AD/Football Communications

Emaildustin@umd.edu
 Phone301-314-7065 (O)
757-544-8393 (C)

Sean Ellenby (Secondary)

Assistant Director, Athletics Media Relations

Emailsellenby@umd.edu
 Phone301-314-8093 (O)
410-409-4734 (C)

Zack Bolno

Sr. Associate AD/Strategic Communications & Media Relations

Emailzbolno@umd.edu
 Phone.....301-314-1482 (O)

Important Telephone Numbers

Media Relations Office.....301-314-7064
 Capital One Field at Byrd Stad. Press Box301-405-7810
 Football Office301-314-7095
 Media Relations Fax.....301-314-9094

Interviews

Media interviews with all Maryland players and coaches must be arranged through the Maryland Media Relations Department. Contact **Dustin Semonavick**, assistant athletics director/football communications, at dustin@umd.edu or at 301-314-7065 to arrange interviews with head coach Randy Edsall and Maryland players. Members of the media may also contact **Sean Ellenby**, assistant director of media relations, at sellenby@umd.edu or at 301-314-8093 to arrange player interviews.

MEDIA GUIDELINES

Season Practice Policy

Practices, which are normally scheduled for Sunday, Tuesday, Wednesday and Thursday, are closed to the media and public. Friday walk-throughs (home and away) are also closed. Contact Dustin Semonavick for photo and B-roll requests.

Postgame Media Availability

At home, Edsall will address the media in Glazer Auditorium of the Gossett Football Team House. Players will follow Edsall. On the road, Edsall and players will address the media at a designated location. The locker room is closed and interviews are not permitted on the field at the conclusion of any game.

2014 Big Ten Football Coaches Teleconference (Eastern Time)

Pat Fitzgerald, Northwestern	Noon
Jim Harbaugh, Michigan	12:08 p.m.
Paul Chryst, Wisconsin	12:16 p.m.
Mike Riley, Nebraska	12:24 p.m.
Mark Dantonio, Michigan State	12:32 p.m.
Kirk Ferentz, Iowa	12:40 p.m.
Jerry Kill, Minnesota	12:48 p.m.
Kyle Flood, Rutgers	12:56 p.m.
Tim Beckman, Illinois	1:04 p.m.
Randy Edsall, Maryland	1:12 p.m.
Darrell Hazell, Purdue	1:20 p.m.
James Franklin, Penn State	1:28 p.m.
Urban Meyer, Ohio State	1:36 p.m.
Kevin Wilson, Indiana	1:44 p.m.

Parking for Media Availability

Parking will be available on the concourse of Capital One Field at Byrd Stadium. Enter at Gate E, which is located on the North side of Byrd Stadium on Stadium Drive. Turn left and park against the brick walls. The press box in Tyser Tower may be accessed by utilizing elevator 1 on the concourse. The press box is located on the fifth floor.

Credentials

Single-game credential requests should be submitted to Dustin Semonavick (dustin@umd.edu) at least one week prior to the home date. Requests should be submitted at <http://www.sportssystem.com/clients/maryland>. For outlets requesting overnight delivery of credentials, please supply the Maryland Media Relations Department with a FedEx account number.

Social Media

Twitter fan feeds for the athletic department (@umterps), the football program (@MarylandPride) and head coach Randy Edsall (@RandyEdsall) are available. Our Facebook home is located at <http://www.facebook.com/marylandterrapins> along with the football program at <http://www.facebook.com/MarylandPride>. On Instagram, you can follow Maryland athletics (/marylandterrapins) and the football program (/MarylandPride) with content also available on YouTube for the athletics department (/marylandathletics) and the football team (/MarylandPrideFB).

collegepressbox.com

Collegepressbox.com is the official media website for NCAA FBS football. Access and download weekly game notes, quotes, statistics, media guides, headshots, logos and more for each conference and its member schools. Login information will be distributed to accredited media or you can apply for a password by sending an e-mail to: password@collegepressbox.com.

West Virginia: AT A GLANCE

2015 SCHEDULE

Sept. 5	Georgia Southern	W, 44-0
Sept. 12	Liberty	W, 41-17
Sept. 26	Maryland	3 pm
Oct. 3	@ Oklahoma	Noon
Oct. 10	Oklahoma State	TBA
Oct. 17	@ Baylor	TBA
Oct. 29	@ TCU	7:30 pm
Nov. 7	Texas Tech	Noon
Nov. 14	Texas	TBA
Nov. 21	@ Kansas	TBA
Nov. 28	Iowa State	TBA
Dec. 5	@ Kansas State	TBA

STATISTICAL LEADERS

Rushing	No.	Yds.	Avg.	Lg.	TD
Wendell Smallwood	26	184	7.1	19	3
Skyler Howard	21	75	3.6	34	0

Passing	C-A-I	Pct.	Yds.	Lg.	TD
Skyler Howard	37-51-0	72.5	622	57	5

Receiving	No.	Yds.	Avg.	Lg.	TD
Jovon Durante	10	181	18.1	57	2
Wendell Smallwood	8	47	5.9	10	0
Daikiel Shorts	7	133	19.0	29	0
Shelton Gibson	5	211	35.2	57	2

Defense	U-A	Total	Sacks	TFL
Nick Kwiatoski	10-4	14	0.0-0	2.5-11
Kyle Rose	9-3	12	0.0-0	0.0-0
Dravon Askew-Henry	9-2	11	0.0-0	0.5-1
Karl Joseph	10-1	11	0.0-0	0.0-0



RECORD: 2-0, 0-0 Big 12

Home: 2-0; Away: 0-0; Neutral: 0-0

- The Mountaineers are off to a 2-0 start after convincing home victories against Georgia Southern (44-0) and Liberty (41-17).
- Junior quarterback Skyler Howard leads the aerial attack for West Virginia, completing 72.5 percent of his passes for 622 yards and five touchdowns through two games.
- Freshman Jovon Durante and redshirt sophomore Shelton Gibson have combined for 392 receiving yards and four touchdowns.
- Junior running back Wendell Smallwood has scampered for 184 yards and two touchdowns.
- Senior safety Karl Joseph has three interceptions in two games.
- The Mountaineers are coming off a 7-6 season in which they lost four of their last five games to close the year.
- Dana Holgorsen is in his fifth season as head coach of West Virginia, posting a 30-23 cumulative record.

SERIES HISTORY:

Maryland vs. West Virginia

West Virginia leads 27-22-2

Home: 11-13-1 / Away: 9-14-1

Neutral: 2-0

First Meeting: Oct. 18, 1919 / Home / L, 0-27

Last Meeting: Sept. 13, 2014/ Home / L, 37-40

Most points scored vs. West Virginia:

Overall & Home: 54 (54-7 win on Nov. 24, 1951)

Away: 48 (48-17 win on Oct. 5, 2002)

Most points given up vs. West Virginia:

Home: 42 (37-42 loss on Sept. 18, 1993)

Overall & Away: 55 (24-55 loss on Sept. 17, 1988)

Number of Shutouts:

Maryland: 5, West Virginia: 2

Largest Margin of Victory:

(47) 54-7 on Nov. 24, 1951

Largest Margin of Defeat:

(31) 24-55 on Sept. 17, 1988

Year	Site		Final
1919	College Park	L	0-27
1943	Morgantown	L	2-6
1944	College Park	T	6-6
1945	Morgantown	T	13-13
1947	Washington, D.C.	W	27-0
1948	Morgantown	L	14-16
1949	College Park	W	47-7
1950	Morgantown	W	41-0
1951	College Park	W	54-7
1959	College Park	W	27-7
1960	Morgantown	W	31-8
1966	College Park	W	28-9
1969	Morgantown	L	7-31
1970	College Park	L	10-20
1973	College Park	L	13-20
1976	Morgantown	W	24-3
1977	College Park	L	16-24
1980	Morgantown	W	14-11
1981	College Park	L	13-17
1982	Morgantown	L	18-19
1983	College Park	L	21-31
1984	Morgantown	W	20-17
1985	College Park	W	28-0
1986	Morgantown	W	24-3
1987	College Park	W	25-20
1988	Morgantown	L	24-55
1989	College Park	L	10-14
1990	Morgantown	W	14-10
1991	College Park	L	7-37
1992	Morgantown	L	33-34
1993	College Park	L	37-42
1994	Morgantown	W	24-13
1995	College Park	W	31-17
1996	Morgantown	L	0-13
1997	College Park	L	14-31
1998	Morgantown	L	20-42
1999	College Park	W	33-0

TALE OF THE TAPE

MD	CATEGORY	WVU
37.3	Scoring Offense	42.5
28.7	Scoring Defense	8.5
203.7	Rushing Offense	178.5
206.7	Passing Offense	336.0
410.3	Total Offense	514.5
165.7	Rushing Defense	143.5
257.0	Passing Defense	154.5
422.7	Total Defense	298.0

LEADERS COMPARISON

CATEGORY	MD	WVU
Touchdowns	3 players (2)	Smallwood (3)
Passing Yards	Hills (153.0)	Howard (311.0)
Passing Eff.	Rowe(139.4)	Howard (207.4)
Rushing Yards Avg.	B. Ross (76.0)	Smallwood (92.0)
Receiving Yards Avg.	L. Jacobs (57.0)	Gibson (105.5)
Receptions	L. Jacobs (13)	Durante (10)
Tackles	J. Carter (32)	Kwiatkoski (14)
Sacks	Ngakoue (4.5)	Nwachukwu (1.0)
Interceptions	S. Davis (2)	Joseph (3)
Punting Avg.	Pritchard (42.4)	O'Toole (46.6)
Punt Return Avg.	Likely (28.1)	Dillon (10.5)
Kickoff Return Avg.	Likely (29.0)	Gibson (25.0)
Kicking	Craddock (5/6)	Lambert (5/6)

2000	Morgantown	L	17-30
2001	College Park	W	32-20
2002	Morgantown	W	48-17
2003	College Park	W	34-7
2004	Jacksonville, Fla.	W	41-7
2004	Morgantown	L	16-19
2005	College Park	L	19-31
2006	Morgantown	L	24-45
2007	College Park	L	13-31
2010	Morgantown	L	17-31
2011	College Park	L	31-37
2012	Morgantown	L	21-31
2013	Baltimore, Md.	W	37-0
2014	College Park	L	37-40

MARYLAND-WVU CONNECTIONS

- Maryland sophomore defensive lineman **Malik Jones**, and West Virginia redshirt freshman quarterback William Crest, Jr. and redshirt sophomore safety Marvin Gross all played together at Dunbar High School in Baltimore.
- Maryland freshman quarterback **Gage Shaffer** and West Virginia freshman running back Brady Watson both attended Frankfort High School in West Virginia.
- Maryland sophomore defensive back **Daniel Ezeagwu** and WVU freshman receiver Gary Jennings both attended Colonia IForge HS in Virginia.
- West Virginia has six players that hail from the state of Maryland, while **Gage Shaffer** is the lone Terrapin from West Virginia.

ON THE OFFENSE

On The Offense

TERPS ON THE RUN

- The Maryland rushing attack is averaging 203.7 yards per game, due in large part to its ability to pick up large chunks at a time. Through three games in 2015, the Terps are averaging 5.8 yards per carry.
- Senior **Brandon Ross** passed Mark Mason to move into 15th on Maryland's all-time rushing list, and currently has 1,813 yards.
- True freshman **Ty Johnson** offered some respite to Ross on the ground, posting 30 yards on 10 carries against USF.

ROWE IGNITES AERIAL ATTACK

- Redshirt junior quarterback **Caleb Rowe** did not disappoint against USF in his first start since 2013, passing for four touchdowns and 297 yards.
- Rowe's four touchdown passes were a career-high as he became the first Maryland quarterback to accomplish the feat since Danny O'Brien against NC State on Nov. 27, 2010.
- Rowe found nine different receivers against USF, including a pair of touchdown passes to true freshman **Avery Edwards** - the first and second career scores for the tight end.

JACOBS BROTHERS SHINE

- Brothers Lavern and Taivon Jacobs combined for 10 catches and 189 yards in the victory against USF.
- **Lavern Jacobs** was tremendous against the Bulls, collecting eight passes for 107 yards. It was his third career 100-yard receiving performance.
- **Taivon Jacobs** caught his first career touchdown pass against USF, as he received a 70-yard pass from Caleb Rowe.
- Lavern and Taivon are the only brothers in the country listed as starters at wide receiver.

O-LINE CONSISTENCY

- Maryland features strong consistency on the offensive line, specifically on its flanks with tackles **Michael Dunn** and **Ryan Doyle** and guard **Andrew Zeller**. The trio has combined 81 starts over their careers along the offensive line.
- Dunn, a former walk-on, leads the offense with 29 consecutive starts after starting every game since the start of the 2013 season.
- The Terps have started the same front-5 in all three games in 2015.

By The Numbers

0

Maryland is just one of eight teams in the country that has not allowed a sack this season, due in large part to its formidable offensive line.

2

True freshman **Avery Edwards** scored his first and second career collegiate touchdowns in Saturday's game against USF. He became the first true freshman to score a pair of touchdowns in a game since Stefon Diggs against Georgia Tech on Oct. 3, 2012.

3

Redshirt junior wide receiver **Lavern Jacobs** matched his career-high with eight catches against USF, totaling 107 yards. It was the third career 100-yard performance for Jacobs, and first since Dec. 27, 2013, against Marshall in the Military Bowl.

4

Redshirt junior quarterback **Caleb Rowe** threw a career-high four touchdown passes Saturday against USF, totaling 297 yards. It was the most touchdown passes in a game by a Maryland quarterback since Danny O'Brien against NC State on Nov. 27, 2010.

15

Senior running back **Brandon Ross** moved into 15th on the Maryland all-time rushing list with his performance against USF, passing Mark Mason (1990-93). He now stands at 1,813 career yards and needs 81 yards to pass Ed Modzelewski (1949-51) for 14th on the list.

18.7

True freshman wide receiver **D.J. Moore** has caught six passes for 112 yards, averaging 18.7 yards per catch - a mark that ranks fourth in the Big Ten Conference. Moore's production has expanded each week, going from 23 yards to 42 yards to 47 yards with each week.

37.0

The Maryland offense has scored 37 points in each of its last two meetings against West Virginia, resulting in a win (2013) and a loss (2014). The mark is on par with the 2015 Terrapin offense, which is averaging 37.3 points per game.

70

Sophomore wide receiver **Taivon Jacobs** scored his first career touchdown with a 70-yard reception against USF. Starting just his second career game, the speedy wideout finished the game with a career-high 82 yards.

308.5

Maryland's offensive linemen weigh an average of 308.5 pounds. The number ranks first in the Big Ten East Division and second overall behind Wisconsin (310.1).

ON THE DEFENSE/SPECIAL TEAMS

By The Numbers

- 2.5

Junior defensive end **Roman Braglio** played arguably his best collegiate game against USF last weekend, totaling career-highs in tackles (7), tackles for loss (2.5) and sacks (2.0). He also added to his impressive day by forcing a fumble.
- 3

Senior cornerback **Sean Davis** has been a ball hawk in 2015, forcing a fumble in all three games to lead the country. He also intercepted a pair of passes against USF, becoming the first Terps to post two INTs in a game since Dexter McDougle against UConn on Sept. 14, 2013.
- 4

The Terps had an impressive punting day against USF, pinning all four punts inside the 20-yard line. Senior **Brad Craddock** has been masterful as the short-yardage punter, with all four of his punts this season landing inside the 20.
- 4.7

The Maryland defense has posted 14 sacks through its first three games (4.7/g), which ranks second in the country and first in the Big Ten. It is an impressive mark considering the Terps returned just one player from its 2014 front seven and lost the program's all-time leader in sacks (Andre Monroe).
- 6.7

Sophomore linebacker **Jermaine Carter, Jr.** and senior cornerback **Sean Davis** are tied for the Big Ten lead in solo tackles, averaging 6.7 through three games. The pair also ranks third (10.7) and fourth (9.3), respectively in overall tackles per game.
- 8.0

Junior Yannick Ngakoue and redshirt junior Quinton Jefferson have combined for 8.0 sacks in 2015 - the most of any duo in the Big Ten Conference. Ngakoue has notched 4.5 sacks, while Jefferson has 3.5 on the season.
- 9.3

Senior **Brad Craddock** was held without a field goal against USF for the first game all year, but knocked down all five of his extra point attempts. The reigning Lou Groza winner ranks second in the Big Ten with 9.3 points/g.
- 28.1

Junior return specialist **William Likely** has returned 12 punts for a total of 337 yards (28.1 yards/return), a mark that ranks second in the nation. He also leads the country with two punt returns for touchdowns, scoring against both Richmond and Bowling Green.
- 60

The Terrapin defense held USF quarterback Quinton Flowers to just 60 passing yards in last weekend's matchup. It was the first time Maryland held a team under 65 passing yards since it accomplished the feat against West Virginia on Sept. 21, 2013 in a 37-0 win.

On The Defense/Special Teams

GETTING TO THE QB

- The Maryland defense has racked up 14.0 sacks through its first two games, ranking second in the nation and first in the Big Ten.
- The Terps totaled 6.0 sacks against USF - the most since notching 7.0 against Virginia Tech on Nov. 17, 2013.
- Junior defensive end **Yannick Ngakoue** is fifth nationally and second in the Big Ten with 1.5 sacks/g, while **Quniton Jefferson** is sixth in the Big Ten with 1.5 TFL/g.
- The duo has combined for more sacks (8.0) than any other duo in the Big Ten Conference.
- Ngakoue totaled three of his sacks against Bowling Green - a career-high.

TACKLE MACHINES

- Sophomore linebacker **Jermaine Carter, Jr.**, and senior cornerback **Sean Davis** are the best tackling duo in the Big Ten Conference, combining for 60 tackles through three games.
- Carter and Davis have each posted 6.7 solo tackles per game - sharing the Big Ten lead.
- Carter ranks third in the Big Ten with 10.7 overall tackles per game, while Davis is fourth with 9.3 tackles.

EXPERIENCED SECONDARY

- Maryland's secondary has tremendous experience, featuring five players that have combined for 106 career starts: **Sean Davis, A.J. Hendy, Alvin Hill, William Likely** and **Anthony Nixon**.
- **William Likely** ranks third in the Big Ten with 1.7 pass breakups/game.
- **Sean Davis** leads the nation with three forced fumbles, having posted one in every game this season. He also intercepted two passes against USF.

IT'S GOOD

- Reigning Lou Groza Award winner **Brad Craddock** is second in the Big Ten with 9.3 points/game.

Highest Field Goal Pct. - Maryland Career

No.	Name (Years)	Pct.
1.	Brad Craddock (2012-Pres.)	.817 (54 of 66)
2.	Joe O'Donnell (1994-96)	.778 (28 of 36)
3.	Nick Novak (2001-04)	.748 (80 of 107)
4.	Dan Plocki (1985-88)	.746 (47 of 63)
5.	Dan DeArmas (1988-1991)	.744 (32 of 43)



A Likely Story

After standout freshman and sophomore seasons in College Park, many wondered what junior cornerback and return specialist **William Likely** would do for an encore as a junior in 2015. He quickly answered, gobbling up a Big Ten record 233 punt return yards in the season-opener against Richmond before running back his second punt return for a touchdown in as many weeks against Bowling Green. Likely has 337 punt return yards through three games, placing him sixth on the program's single-season chart. He was named a Big Ten Specialist of the Week for his efforts against Richmond, and has twice been named to the Paul Hornung Watch List (Week 1, Week 3).

Likely's Maryland records:

- Single-game punt return yards (233 vs. Richmond, 9/5/15) - also a Big Ten record
- Single-season interception return yards (170 - 2014)
- Single-season interceptions returned for TD (2 - 2014)
- Single-game kickoff return yards (228 vs. Michigan State, 11/15/14)
- Co-single-season yards per kick return (31.0, 2014)
- Co-longest kickoff return (100 yds vs. Stanford, 12/30/14)
- Career yards per kickoff return (28.0, 2013-pres.)
- Career yards per punt return (16.2), 2013-pres.)

In Maryland History...

Kickoff Returns

Kickoff Return Yards - Career	
1. Torrey Smith, 2008-10	2893
2. Keeta Covington, 1983-86	1520
3. Larry Marshall, 1969-71	1507
4. Stefon Diggs, 2012-14	1472
5. William Likely, 2013-pres.	1312

Kickoff Return Yards - Game	
1. William Likely vs. Mich. State, 2014	228
2. Torrey Smith vs. NC State, 2009	204
3. Torrey Smith vs. Wake Forest, 2009	194
4. Torrey Smith vs. California, 2009	187
5. Allen Williams vs. Penn State, 1993	182

Kickoff Return Yard Avg. - Season	
1. William Likely (So.), 2014	31.00
John Schultz (Sr.), 1975	31.00
3. Stefon Diggs (Fr.), 2012	28.52
4. Josh Wilson (Sr.), 2006	27.30
5. Lewis Sanders (Jr.), 1999	26.78

Yards per Kickoff Return - Career	
1. William Likely, 2013-pres.	27.91
2. Tom Brown, 1960-62	26.24
3. Stefon Diggs, 2012-14	25.82
4. Tom Quander, 1981-82	25.50
5. Bob Shemonski, 1949-51	24.81

Punt Returns

Punt Returns for TD - Career	
1. Steve Suter, 2001-04	6
2. William Likely, 2013-pres.	4
3. Bob Smith, 1972-74	3
4. Tony Logan, 2008-11	2
Jermaine Lewis, 1992-95	2
Ronnie Waller, 1951-54	2

Punt Return Yards - Single Game	
1. William Likely vs. Richmond, 9/5/2015	233
2. Bob Shemonski vs. NC State, 10/21/1950	146
3. Steve Suter vs. West Virginia, 10/5/2002	142
4. Tony Logan vs. FIU, 9/25/2010	135
5. Tony Logan vs. Morgan State, 9/11/2010	128

Interceptions

Interception Return Yards - Season	
1. William Likely (So.), 2014	170
2. Alex Wujciak (Jr.), 2009	152
3. Joe Horning (Fr.), 1951	147
4. Frank Tamburello (So.), 1954	140
5. Cliff Crosby (Sr.), 1998	133

Interception Returns for TD - Career	
1. William Likely, 2013-pres.	2
A.J. Hendy, 2011-pres.	2
Tied with five others, including Domonique Foxworth (2001-04)	

Preseason Honors

Brad Craddock, K

Lou Groza Award Watch List	
Second Team All-American	Sports Illustrated
Second Team All-American	Athlon Sports
Second Team All-American	Phil Steele
Second Team All-American	Sporting News
First Team All-Big Ten	ESPN
First Team All-Big Ten	Phil Steele
First Team All-Big Ten	Athlon Sports

Sean Davis, CB

Second Team All-Big Ten Defense	Phil Steele
---------------------------------	-------------

William Likely, DB

Nagurski Trophy Watch List	
Bednarik Award Watch List	
Hornung Award Watch List	
Thorpe Award Watch List	
Third Team All-American Defense	Athlon Sports
First Team All-Big Ten Defense	Phil Steele
First Team All-Big Ten Defense	Athlon Sports
First Team All-Big Ten Defense	ESPN
Third Team All-Big Ten KR	Phil Steele
Third Team All-Big Ten PR	Athlon Sports
Fourth Team All-Big Ten PR	Phil Steele
Fourth Team All-Big Ten KR	Athlon Sports

Yannick Ngakoue, LB

Butkus Award Watch List	
Second Team All-Big Ten Defense	Athlon Sports
Fourth Team All-Big Ten Defense	Phil Steele

Andrew Zeller, OL

Fourth Team All-Big Ten Offense	Phil Steele
---------------------------------	-------------

2015 SCORING DRIVES

Maryland 2015 Scoring Drives

Opp.	Plays	Yards	TOP	Result	Qrt.	Time	Scoring Play	QB
RICH	8	38	2:54	FG	1	12:06	Craddock 34 yd FG	Hills
RICH	4	23	1:49	TD	1	6:14	L. Jacobs 23 yd rec	Hills
RICH	9	47	3:06	FG	2	12:34	Craddock 31 yd FG	Hills
RICH	12	63	6:25	FG	2	4:10	Craddock 30 yd FG	Hills
RICH	4	46	0:54	TD	2	1:00	Culmer 37 yd rec	Hills
RICH	4	64	1:41	TD	3	12:12	B. Ross 21 yd run	Hills
RICH	10	57	4:30	TD	4	12:55	Brown 1 yd run	Hills
RICH	0	0	0:00	TD	4	10:30	Likely 67 yd punt return	-
RICH	6	40	2:18	TD	4	3:04	Johnson 2 yd run	Rowe
BG	8	52	2:15	FG	1	12:45	Craddock 41 yd FG	Hills
BG	0	0	0:00	TD	1	0:00	Likely 85 yd punt return	-
BG	7	47	4:07	FG	2	7:52	Craddock 23 yd FG	Hills
BG	3	47	1:22	TD	3	10:47	D.J. Moore 42 yd rec	Hills
BG	8	75	1:57	TD	4	12:30	L. Jacobs 22 yd rec	Hills
USF	8	59	3:51	TD	1	8:44	Goins 1 yd rec	Rowe
USF	3	71	0:44	TD	1	0:00	T. Jacobs 70 yd rec	Rowe
USF	5	66	0:42	TD	2	0:10	B. Ross 4 yd run	Rowe
USF	5	37	1:36	TD	3	13:15	Edwards 12 yd rec	Rowe
USF	3	17	0:39	TD	4	10:06	Edwards 22 yd rec	Rowe

2015 Game Honors

Game Captains

Opp.	Offense	Defense	Special Teams
RICH	R. Doyle	W. Likely	B. Craddock
BG	B. Ross	A. Nixon	J. Carter
USF	E. Mulrooney	A. Nixon	A.J. Hendy

Game Balls

Opp.	Offense	Defense	Special Teams
RICH	B. Ross	J. Carter	W. Likely
USF	T. Jacobs	R. Braglio	T. Johnson

Flag Bearers

Opp.	American	Maryland
RICH	Q. Jefferson	M. Dunn
BG	R. Doyle	W. Brown
USF	A. Thompson	T. Johnson

Scout Team Players of the Week

Opp.	Offense	Defense	Special Teams
RICH	Z. Morton	M. Collins	M. Smith
BG	G. Shaffer	M. Keihn	M. Barry-Pollock
USF	J. Dulaney	J. Woods	G. Little

DEPTH CHART

(as of September 20, 2015)

OFFENSE

WR	1	D.J. Moore	5-11	205	Fr.-HS
	84	Amba Etta-Tawo	6-1	200	Jr.-2V
WR	8	Levern Jacobs	5-11	188	RJr.-2V
	13	DeAndre Lane	5-7	175	Jr.-SQ
WR	12	Taivon Jacobs	5-9	160	So.-SQ
	83	Malcolm Culmer	5-11	185	Jr.-2V
TE	48	Derrick Hayward	6-5	240	So.-1V
	88	P.J. Gallo	6-2	250	Jr.-2V
T	76	Michael Dunn	6-5	300	Jr.-2V
	75	Derwin Gray	6-5	328	RFr.-RS
G	63	Mike Minter	6-3	305	So.-SQ
	60	Stephen Grommer	6-4	309	Sr.-SQ
C	50	Evan Mulrooney	6-3	300	Sr.-2V
	64	Brendan Moore	6-3	295	RFr.-RS
G	66	Andrew Zeller	6-5	316	Sr.-3V
	79	Maurice Shelton	6-3	304	Jr.-SQ
T	55	Ryan Doyle	6-4	307	Sr.-2V
	58	Damian Prince	6-3	328	RFr.-RS
RB	45	Brandon Ross	5-10	210	Sr.-3V
	5	Wes Brown	6-0	210	Jr.-1V
FB	30	Kenneth Goins, Jr.	5-9	233	Jr.-2V
	2 (d)	Shane Cockerille	6-2	235	So.-RS
QB	7 (d)	Caleb Rowe	6-3	220	R Jr.-2V
	18	Daxx Garman	6-1	205	Sr.-TR

SPECIALISTS

K	15	Brad Craddock	6-1	195	Sr.-3V
	3 (d)	Adam Greene	5-11	185	So.-RS
P	95 (d)	Nicolas Pritchard	5-10	220	Fr.-HS
	38 (d)	Lee Shrader	6-1	215	RFr.-RS
LS	56 (d)	Nate Adams	6-1	216	So.-1V
	59 (d)	Christian Carpenter	5-11	217	Jr.-2V
H	7 (d)	Caleb Rowe	6-3	220	R Jr.-2V
	95 (d)	Nicolas Pritchard	5-10	220	Fr.-HS

DEFENSE

END	90	Roman Braglio	6-2	265	Jr.-2V
	41	Jesse Aniebonam	6-4	248	So.-1V
DT	67	David Shaw	6-4	307	So.-1V
	95 (d)	Azubuike Ukandu	6-0	306	Jr.-SQ
DT	99	Quinton Jefferson	6-3	289	RJr.-2V
	57	Kingsley Opara	6-3	305	So.-SQ
END	7 (d)	Yannick Ngakoue	6-2	255	Jr.-2V
	96	Brent Kulka	6-4	256	Fr.-RS
SAM	43	Jalen Brooks	6-1	232	So.-1V
	37	Avery Thompson	6-2	228	Sr.-3V
MIKE	23	Jermaine Carter, Jr.	6-0	240	So.-1V
	9	Tyler Burke	6-3	245	Fr.-RS
WILL	34	Jefferson Ashiru	6-1	235	Sr.-TR
	38 (d)	Brett Zanotto	5-10	220	Fr.-HS
CB	4 (d)	William Likely	5-7	175	Jr.-2V
	27	Alvin Hill	5-11	200	Sr.-2V
S	19	A.J. Hendy	6-0	208	RSr.-3V
	17	Josh Woods	6-1	202	So.-1V
S	20	Anthony Nixon	6-1	205	Sr.-3V
	11 (d)	Denzel Conyers	6-3	212	Jr.-RS
CB	21	Sean Davis	6-1	202	Sr.-3V
	32	Jarrett Ross	5-9	205	Jr.-2V

PR	4 (d)	William Likely	5-7	175	Jr.-2V
	13	DeAndre lane	5-7	175	Jr.-SQ
KR	4 (d)	William Likely	5-7	175	Jr.-2V
	12	Taivon Jacobs	5-9	165	So.-SQ

CAREER START CHART

OFFENSE						
Player	'12	'13	'14	'15	Streak	Career
Brown	2	-	3	0	-	5
Cockerille	-	-	0	1	1	1
Culmer	-	4	0	1	-	5
Doyle	0	13	10	3	3	26
Dunn	-	13	13	3	29	29
Etta-Tawo	-	6	6	2	-	14
Gallo	-	0	2	1	1	3
Goins	-	4	4	1	-	9
Hayward	-	-	2	2	-	4
Hills	7	-	0	2	-	9
Isaacs	-	1	3	0	-	4
Jacobs, L.	2	4	-	2	-	8
Jacobs, T.	-	-	1	1	1	2
Minter	-	-	0	3	3	3
Moore	-	-	-	1	1	1
Mulrooney	5	-	-	3	3	8
Ross, B.	5	12	9	3	4	29
Rowe	1	2	0	1	1	4
Zeller	3	4	13	3	20	23

DEFENSE						
Player	'12	'13	'14	'15	Streak	Career
Aniebonam	-	-	0	1	-	1
Ashiru	1*	10*	8*	3	3	22
Braglio	-	1	1	2	1	4
Brooks	-	-	4	3	7	7
Carter, J.	-	-	0	3	3	3
S. Davis	2	13	13	3	29	31
Hendy	3-0	3	-	3	3	9
Hill	1	2	4	0	-	7
Jefferson	0	13	3	3	3	19
Likely	-	11	13	3	26	27
Logan	-	3	0	-	-	3
Ngakoue	-	0	11	3	4	14
Nixon	5	11	13	3	20	32
Shaw	-	-	1	3	3	4

SPECIAL TEAMS						
Player	'12	'13	'14	'15	Streak	Career
Adams	-	-	5	3	3	8
Carpenter	3	8	0	-	-	11
Craddock	12	13	13	3	41	41

*at UConn

PROJECTED STARTERS: OFFENSE

WR
1



D.J. MOORE • 5-11 • 205 • FR.-HS

- Fourth in Big Ten with 18.7 yards per catch.
- Scored first career touchdown against Bowling Green; made first start vs. USF.
- Has caught six passes for 112 yards.


WR
8



LEVERN JACOBS • 5-11 • 188 • RJR.-2V

- Leads team in receptions (13) and yards (171), and tied for team lead in TDs (2).
- Hauled in eight passes for 107 yards vs. USF - 3rd career 100-yard performance.
- Caught three passes for 32 yards and a TD vs. Bowling Green (9/12).


WR
12



TAIVON JACOBS • 5-9 • 165 • SO.-SQ

- Caught first career touchdown against USF - a 70-yard strike from Caleb Rowe.
- Has three catches for 94 yards this season. Averaging 31.3 yards per catch.
- Little brother of fellow wide receiver Levern Jacobs.


TE
48



DERRICK HAYWARD • 6-5 • 240 • SO.-1V

- Has 14 career appearances with four starts.
- Caught one pass for four yards vs. Richmond.


T
76



MICHAEL DUNN • 6-5 • 300 • JR.-2V

- Leads offense with 29 consecutive starts - three straight at left tackle.
- Started first 10 games of 2014 at left tackle, before moving to right tackle for final three.
- Earned a scholarship after joining the team out of high school as a preferred walk-on.


G
63



MIKE MINTER • 6-3 • 305 • SO.-SQ

- Has made three career starts - both at left guard.
- A 2014 Academic All-Big Ten selection.
- Earned a scholarship on August 30, 2015, after preseason camp.


C
50



EVAN MULROONEY • 6-3 • 300 • SR.-2V

- Has made eight career starts at center.
- Has 18 career appearances for the Terrapins.
- Vice President of Maryland's chapter for Uplifting Athletes.

G
66



ANDREW ZELLER • 6-4 • 300 • SR.-3V

- Has started 20 straight games at right guard, with 23 career starts overall.
- President of Maryland's chapter for Uplifting Athletes.

T
55



RYAN DOYLE • 6-4 • 307 • SR.-2V

- Started 26 games for Maryland in career, including 22 at right tackle (10 in 2014).
- Father, Mike, has coached collegiately throughout the country, including at Iowa State.

RB
45



BRANDON ROSS • 5-10 • 210 • SR.-3V

- Has appeared in 34 games (29 starts) over career.
- His 1,813 career rushing yards rank 15th all-time in Maryland history.
- Ran for a career-high 150 yards against Richmond - sixth career 100-yd performance.


FB
30



KENNETH GOINS • 5-9 • 233 • JR.-2V

- Appeared in all 28 games since 2013. Strong, physical runner and blocker.
- Caught a 1-yard touchdown pass against USF.
- Has made nine career starts.

QB
7



CALEB ROWE • 6-3 • 220 • R JR.-2V

- Has appeared in 16 games, making six starts.
- Threw for career-high four touchdown passes against USF, including 297 passing yards.
- Has thrown 16 touchdown passes in career.

NOTABLES

TE
82



AVERY EDWARDS • FR.

- Caught first and second career TDs against USF.
- First Maryland true freshman to score two TDs in a game since Stefon Diggs (2012).

WR
84



AMBA ETTA-TAWO • JR.

- Second on team in catches (8).
- Had five catches for 49 yards against Bowling Green (9/12/15).

QB
18



DAXX GARMAN • SR.

- Started eight games at Oklahoma State in 2014.
- Threw for 2,041 yards and 12 TDs in 2014

RB
5



WES BROWN • JR.

- Has 130 yards, averaging 5.7 yards/carry.
- Has appeared in 23 games with five starts.

PROJECTED STARTERS: DEFENSE

END
90



ROMAN BRAGLIO • 6-2 • 265 • JR.-2V
 • Has 26 career appearances with four starts.
 • Posted career-highs in tackles (7), TFLs (2.5) and sacks (2.0) vs. USF.
 • Had a career-high five tackles (4 solo) vs. Bowling Green (9/12).

DT
67



DAVID SHAW • 6-4 • 307 • SO.-1V
 • Has 10 career appearances with four starts.
 • Totaled three tackles on the season.

DT
99



QUINTON JEFFERSON • 6-3 • 289 • R JR.-2V
 • Has made 29 appearances with 19 starts.
 • Sixth in Big Ten with 1.5 TFL/g and tied for team lead.
 • Has 3.5 sacks in three games.

END
7



YANNICK NGAKOUÉ • 6-2 • 255 • JR.-2V
 • Has made 29 appearances with 14 starts. Honorable Mention All-Big Ten in 2014.
 • Ranks fifth nationally and second in the Big Ten with 1.5 sacks/g.
 • Had career-high 3.0 sacks vs. Bowling Green (9/12).

SAM
43



JALEN BROOKS • 6-1 • 232 • SO.-1V
 • Has made 15 career appearances with seven starts.
 • Grabbed first career interception against Bowling Green (9/12).
 • A 2014 Academic All-Big Ten selection.

MIKE
23



JERMAINE CARTER • 6-0 • 240 • SO.-1V
 • Has 16 career appearances with three starts.
 • Averaging 10.7 tackles/game, which ranks third in the Big Ten.
 • Had career-high 13 tackles vs. Bowling Green (9/12).

WILL
34



JEFFERSON ASHIRU • 6-1 • 235 • SR.-TR
 • Has 33 career collegiate appearances, with 22 career starts.
 • Posted nine tackles vs. USF (9/19) - a personal-best at Maryland.
 • Transfer from UConn - originally recruited to UConn by Randy Edsall.

CB
4



WILLIAM LIKELY • 5-7 • 175 • JR.-2V
 • Has at least a share of eight Maryland records - two defensive, six special teams.
 • Ranks third in the Big Ten in passes defended (1.7/g).
 • Twice named to Paul Hornung Honor Roll (Most Versatile Player): Week 1, Week 3

S
19



A.J. HENDY • 6-0 • 208 • R SR.-3V
 • Has 33 career appearances with nine starts.
 • Had nine tackles vs. Bowling Green (9/12).
 • Has returned two interceptions for TD in his career - tied for Maryland record.

S
20



ANTHONY NIXON • 6-1 • 205 • SR.-3V
 • Leads entire team with 32 career starts - has started 20 consecutive at safety.
 • Posted nine tackles vs. Bowling Green (9/12).
 • Finished fifth on team with 62 tackles (37 solo) in 2014.

CB
21



SEAN DAVIS • 6-1 • 202 • SR.-3V
 • Shares Big Ten lead in solo tackles/g (6.7) and fourth in overall tackles (9.3/g).
 • Notched two interceptions against USF (9/19).
 • Had 14 tackles (12 solo) vs. Bowling Green (9/12).
 • Has forced a fumble in each of first three games in 2015 - leads nation.

NOTABLES

DE
41



JESSE ANIEBOM • SO.

- Posted a sack against USF (9/19).
- Made first career start vs. Bowling Green (9/12).
- Had career-high five tackles vs. BG (9/12).

CB
27



ALVIN HILL • SR.

- Has 25 career appearances with seven starts.
- Had career-high eight tackles (7 solo) vs. Bowling Green (9/12).

SAM
37



AVERY THOMPSON • SR.

- Has 39 career appearances, primarily on special teams.
- Forced a fumble against West Virginia on 9/15/14.

SPECIAL TEAMS

K
15



BRAD CRADDOCK • 6-0 • 195 • JR.-2V
 • 2014 Lou Groza Award winner and All-American.
 • Holds at least a share of four Maryland place kicking records.

P
95



NICOLAS PRITCHARD • 5-10 • 220 • FR.-HS
 • Punted just once vs. Richmond for 43 yards.
 • Averaged 42.2 yards on five punts vs. Bowling Green.

KR
4



WILLIAM LIKELY • 5-7 • 175 • JR.-2V
 • Maryland all-time leader with 27.9 yards per kickoff return.
 • Has three returns for 87 yards in 2015.

KR
12



TAIVON JACOBS • 5-9 • 160 • R FR.-RS
 • Suffered a season-ending injury in the first game of the season in 2014.

PR
4



WILLIAM LIKELY • 5-7 • 175 • Jr.-2V
 • Has four career punt returns for TDs.
 • Averaging 16.0 yards/return in career.
 • Has 337 yards in 2015.

OFFENSIVE PLAYER STATS WITH CAREER HIGHS

RB - WES BROWN - 5 - Jr.

- Ejected in second quarter vs. USF (9/19) for targeting on a tackle after interception.
- Posted 53 yards on nine carries vs. Bowling Green (9/12).
- Ran for 74 yards and a touchdown vs. Richmond (9/5).
- Has a touchdown in seven of last 10 games.

BROWN'S CAREER STATS

RECEIVING

YR.	G-GS	REC	YDS	AVG	TD	LP	AVG/G
2012	8-2	5	14	2.8	0	7	1.8
2014	12-3	21	198	9.4	0	38	16.5
2015	3-0	3	25	8.3	0	24	8.3
Totals	23-5	29	237	8.2	0	38	10.3

RUSHING

YR.	G-GS	ATT	GAIN	LOST	NET	AVG	TD	LP	AVG/G
2012	8-2	90	399	17	382	4.2	2	22	47.8
2014	12-3	103	388	32	356	3.5	6	33	29.7
2015	3-0	23	133	3	130	5.7	1	17	43.3
Totals	23-5	216	920	52	868	4.0	9	33	37.7

BROWN'S CAREER HIGHS

Yards	121 (vs. NC State, 10/20/12)
Rushes	25 (vs. NC State, 10/20/12)
Rushing Touchdowns	2 (vs. Iowa, 10/18/14)
Long Rush	33 yards (vs. James Madison, 8/30/14)
Receiving Yards	50 (at Indiana, 9/27/14)
Receptions	4 (Michigan State, 11/15/14)

WR - MALCOLM CULMER - 83 - Jr.

- Had career-high four catches for 26 yards vs. Bowling Green (9/12).
- Scored first career touchdown with 37-yd grab vs. Richmond (9/5).

CULMER'S CAREER STATS

RECEIVING

YR.	G-GS	REC	YDS	AVG	TD	LP	AVG/G
2013	12-4	5	59	11.8	0	26	4.9
2014	9-0	1	5	5.0	0	5	0.7
2015	3-1	5	63	12.6	1	37	21.0
Totals	23-5	11	127	11.5	1	37	5.3

CULMER'S CAREER HIGHS

Receptions	4 (vs. Bowling Green, 9/12/15)
Receiving Yards	37 (vs. Richmond, 9/5/15)
Long Reception	37 (vs. Richmond, 9/5/15)
Touchdowns	1 (vs. Richmond, 9/5/15)

TE - AVERY EDWARDS - 82 - Fr.

- Tied for team lead with two touchdown catches.
- Caught first two collegiate touchdowns against USF (9/19), and totaled three catches for 26 yards.
- Had one grab for eight yards against Bowling Green (9/12).
- Caught two passes for 12 yards in collegiate debut vs. Richmond (9/5).
- Spent 2014 season at IMG Academy in Bradenton, Fla.

EDWARDS' CAREER STATS

RECEIVING

YR.	G-GS	REC	YDS	AVG	TD	LP	AVG/G
2015	3-0	6	56	9.3	2	2	18.7
Totals	3-0	6	56	9.3	2	2	18.7

EDWARDS' CAREER HIGHS

Receptions	3 (vs. USF, 9/19/15)
Receiving Yards	36 (vs. USF, 9/19/15)
Long Reception	22 (vs. USF, 9/19/15)
Touchdowns	2 (vs. USF, 9/19/15)

WR - AMBA ETTA-TAWO - 84 - Jr.

- Has made 28 career appearances (15 starts).
- Caught one pass for nine yards against USF (9/19).
- Had five catches for 49 yards vs. Bowling Green (9/12).
- Caught two passes for 21 yards vs. Richmond (9/5).
- Averaged team-high 22.2 yards/catch in 2014.

ETTA-TAWO'S CAREER STATS

RECEIVING

YR.	G-GS	REC	YDS	AVG	TD	LP	AVG/G
2013	12-6	31	500	16.1	2	44	41.7
2014	13-6	10	222	22.2	1	71	17.1
2015	3-2	8	79	9.9	0	19	26.3
Totals	28-15	49	801	16.3	3	71	28.6

ETTA-TAWO'S CAREER HIGHS

Receptions	6 (twice: last vs. Syracuse, 11/9/13)
Receiving Yards	109 (vs. Syracuse, 11/9/13)
Receiving Touchdowns	1 (3x: last vs. Rutgers, 11/29/14)
Long Reception	71 yards (vs. Rutgers, 11/29/14)

QB - DAXX GARMAN - 18 - Sr.

- Transfer from Oklahoma State who started eight games in 2014.
- Totaled 2,041 pass yards and 12 touchdowns as a junior.
- Threw for four touchdowns and 370 yards in win over Texas Tech on 9/25/14.

GARMAN'S CAREER STATS

PASSING

YR.	G-GS	COM	ATT	INT	YDS	TD	LG	PCT
2014 ^{OSU}	9-8	152	277	12	2041	12	87	122.4
Totals	9-8	152	277	12	2041	12	87	122.4

GARMAN'S CAREER HIGHS

Passing Yards	370 (vs. Texas Tech, 9/25/14)
Completions	26 (vs. Iowa State, 10/4/14)
Passing Touchdowns	4 (vs. Texas Tech, 9/25/14)
Long Completion	87 yards (vs. Missouri State, 9/6/14)

RB - KENNETH GOINS - 30 - Jr.

- Has 29 appearances with nine career starts.
- Caught first touchdown of 2015 on one-yard pass against USF (9/19).

GOINS'S CAREER STATS

RECEIVING

YR.	G-GS	REC	YDS	AVG	TD	LP	AVG/G
2013	13-4	4	49	12.2	1	17	3.8
2014	13-4	7	54	7.7	1	17	4.2
2015	3-1	1	1	1.0	1	1	0.3
Totals	29-9	12	104	8.7	3	17	3.6

RUSHING

YR.	G-GS	ATT	GAIN	LOST	NET	AVG	TD	LP	AVG/G
2013	13-4	9	48	0	48	5.3	0	10	3.7
2014	13-4	14	67	5	62	4.4	0	16	4.8
2015	2-1	0	0	0	0	0.0	0	0	0.0
Totals	28-9	23	115	5	110	4.8	0	16	4.1

GOINS' CAREER HIGHS RUSHING

Yards	31 (vs. James Madison, 8/30/14)
Long Rush	16 yards (vs. James Madison, 8/30/14)
Receiving Yards	17 (vs. Old Dominion, 9/7/13)
Touchdowns	1 (3x: last vs USF (9/19/15))

QB - PERRY HILLS - 11 - Jr.

- Has appeared in 12 career games with nine starts.
- Completed 15 passes for 168 yards and two TDs against Bowling Green (9/12).
- Made first start since 2012 in win against Richmond (9/5), passing for two TD's. Also ran for a career-high 94 yards in the game.
- Started seven games as a freshman.
- 2014 All-Big Ten Academic selection.

HILLS' CAREER STATS

PASSING

YR.	G-GS	COM	ATT	INT	YDS	TD	LG	PCT
2012	7-7	97	169	7	1336	8	63	57.4
2014	3-0	5	10	0	86	1	53	50.0
2015	2-2	27	51	2	306	4	42	52.9
Totals	12-9	129	230	9	1728	13	63	56.0

HILLS' CAREER HIGHS

Passing Yards	305 (at West Virginia, 9/22/12)
Completions	20 (at West Virginia, 9/22/12)
Passing Touchdowns	3 (at West Virginia, 9/22/12)
Long Completion	63 yards (vs. Wake Forest, 10/6/12)
Rushing Yards	94 (vs. Bowling Green, 9/12/15)
Long Rush	36 (vs. Bowling Green, 9/12/15)

TE - ANDREW ISAACS - 44 - Soph.

- Appeared in first four games of 2014 season before suffering a season-ending injury against Syracuse.

ISAACS' CAREER STATS

RECEIVING

YR.	G-GS	REC	YDS	AVG	TD	LP	AVG/G
2013	11-1	0	0	0.0	0	0	0.0
2014	4-3	2	3	1.5	0	3	0.8
Totals	15-4	2	3	1.5	0	3	0.8

WR - LEVERN JACOBS - 8 - R Jr.

- Leads team in receptions (13) and yards (171), and tied for lead with two touchdowns.
- Has appeared in 26 games with eight starts.
- Hauled in eight passes for 107 yards against USF (9/19).
- Caught two passes for 32 yards and a TD vs. Richmond (9/5/15) - first touchdown since 12/27/13 vs. Marshall.
- Little brother is teammate and fellow wide receiver, Taivon Jacobs.

L. JACOBS' CAREER STATS

RECEIVING

YR.	G-GS	REC	YDS	AVG	TD	LP	AVG/G
2012	11-2	7	50	7.1	0	19	4.5
2013	12-4	47	640	13.6	3	71	53.3
2015	3-2	13	171	13.2	2	49	57.0
Totals	26-8	67	861	12.9	5	71	33.1

L. JACOBS' CAREER HIGHS

Receiving Yards	158 (vs. Clemson, 10/26/13)
Receptions	8 (2x, last vs. USF, 9/19/15)
Long Reception	71 (vs. Clemson, 10/26/13)
All-Purpose Yards	147 (vs. Clemson, 10/26/13)
100-Yard Receiving Games	3x, last vs. USF (9/19/15)

WR - TAIVON JACOBS - 12 - Soph.

- Caught first career touchdown pass on a 70-yard throw from Caleb Rowe vs. USF (9/19).

T. JACOBS' CAREER STATS

RECEIVING

YR.	G-GS	REC	YDS	AVG	TD	LP	AVG/G
2014	1-0	0	0	0.0	0	0	0.0
2015	3-1	3	94	31.3	1	70	31.3
Totals	4-1	3	94	31.3	1	70	23.5

L. JACOBS' CAREER HIGHS

Receiving Yards	82 (vs. USF, 9/19/15)
Receptions	2 (vs. USF, 9/19/15)
Long Reception	70 (vs. USF, 9/19/15)
Touchdowns	1 (vs. USF, 9/19/15)

RB - TY JOHNSON - 6 - Fr.

- Carried the ball 10 times for 30 yards against USF (9/19/15), and also totaled 66 kickoff return yards.
- Made collegiate debut against Richmond (9/5/15), rushing for 83 yards and a TD.
- Finished high school career with 4,851 all-purpose yards, 65 touchdowns and 17 interceptions.
- Ran for 3,363 yards (14.7 yards/carry) and 43 touchdowns in high school career.

RUSHING

YR.	G-GS	ATT	GAIN	LOST	NET	AVG	TD	LP	AVG/G
2015	3-0	20	114	1	113	5.7	1	23	37.7
Totals	3-0	20	114	1	113	5.7	1	23	37.7

JOHNSON'S CAREER HIGHS

Rushing Yards	83 (vs. Richmond, 9/5/15)
Rushes	10 (2x, last vs. USF, 9/19/15)
Long Rush	23 yards (vs. Richmond, 9/5/15)
Touchdowns	1 (vs. Richmond, 9/5/15)
Long Kickoff Return	45 yards (vs. USF, 9/19/15)
Kickoff Return Yards	66 (vs. USF, 9/19/15)

WR - D.J. MOORE - 1 - Fr.

- Ranks fourth in the Big Ten with 18.7 yards per reception.
- Caught three passes for 47 yards against USF (9/19).
- Scored first career TD against Bowling Green (9/12), scoring on a 42-yard pass.
- Made collegiate debut against Richmond, catching two passes for 23 yards.
- Native of Philadelphia, Pa. - named to Pennsylvania Class AAA All-State team.
- Had 35 receptions for 1,012 yards as a senior in high school.

MOORE'S CAREER STATS

RECEIVING

YR.	G-GS	REC	YDS	AVG	TD	LP	AVG/G
2015	3-0	6	112	18.7	1	42	37.3
Totals	3-0	6	112	18.7	1	42	37.3

MOORE'S CAREER HIGHS

Receiving Yards	47 (vs. USF, 9/19/15)
Receptions	3 (vs. USF, 9/19/15)
Long Reception	42 yards (vs. Bowling Green, 9/12/15)
Touchdown Receptions	1 (vs. Bowling Green, 9/12/15)

RB - BRANDON ROSS - 45 - Sr.

- Ranks 15th in school history with 1813 rushing yards.
- Leads team with 228 rushing yards and two touchdowns.
- Posted 68 rushing yards and a touchdown vs. USF (9/19).
- Ran for career-high 150 yards vs. Richmond (9/5), and scored a TD.

ROSS'S CAREER STATS

RECEIVING

YR.	G-GS	REC	YDS	AVG	TD	LP	AVG/G
2012	6-5	3	-1	-0.3	0	5	-0.2
2013	12-12	18	173	9.6	0	77	14.4
2014	13-9	14	212	15.1	2	90	21.2
2015	3-3	1	1	0.3	0	1	0.3
Totals	34-29	36	385	10.7	2	90	11.3

RUSHING

YR.	G-GS	ATT	GAIN	LOST	NET	AVG	TD	LP	AVG/G
2012	6-5	85	431	41	390	4.6	1	71	65.0
2013	12-12	166	865	89	776	4.7	4	36	64.7
2014	13-9	85	457	38	419	4.9	4	44	32.2
2015	3-3	44	237	9	228	5.2	2	21	76.0
Totals	34-29	380	1890	177	1813	4.8	11	71	53.3

ROSS' CAREER HIGHS

Rushing Yards	150 (vs. Richmond, 9/5/15)
Rushes	21 (at North Carolina, 11/24/12)
Long Rush	71 yards (at North Carolina, 11/24/12)
Rushing Touchdowns	2 (2x, last vs. Rutgers. 11/29/14)
All-Purpose Yards	150 (vs. Richmond, 9/5/15)
Receiving Yards	97 (at Syracuse, 9/20/14)
Receptions	5 (vs. West Virginia, 9/13/14)
Receiving Touchdowns	1 (twice: last at Indiana, 9/27/14)

QB - CALEB ROWE - 7 - R Jr.

- Started first game since 2013 against USF (9/5), passing for four touchdowns and 297 yards. Became first Maryland quarterback to throw for four TD's since Danny O'Brien in 2010.
- Appeared in four games in 2014, before suffering a season-ending injury.

ROWE'S CAREER STATS

PASSING

YR.	G-GS	COM	ATT	INT	YDS	TD	LG	PCT
2012	2-1	25	44	3	290	2	66	56.8
2013	7-2	64	131	3	989	5	77	48.9
2014	4-0	34	54	4	489	5	60	63.0
2015	3-1	22	37	5	314	4	70	59.5
Totals	16-4	145	266	15	2082	16	77	54.5

ROWE'S CAREER HIGHS

Passing Yards	332 (vs. Virginia, 10/12/13)
Completions	23 (at Boston College, 10/27/12)
Touchdowns	4 (vs. USF, 9/19/15)

DEFENSIVE PLAYER STATS WITH CAREER HIGHS

DE - JESSE ANIEBONAM - 41 - Soph.

- Totaled two tackles and a sack against USF (9/19).
- Made first career start against Bowling Green (9/12), posting a career-high five tackles.
- Posted three tackles and one sack vs. Richmond (9/5).

ANIEBONAM'S CAREER STATS

YR.	G-GS	UT	AT	TOT	TFL-YDS	PBU	FF	FR	INT	SACKS
2014	13-0	5	9	14	1.0-3	1	0	0	0-0	0.5-3
2014	3-1	7	3	10	2.0-6	0	0	0	0-0	2.0-6
Totals	16-1	12	12	24	3.0-9	1	0	0	0-0	2.5-9

ANIEBONAM'S CAREER HIGHS

Tackles	5 (vs. Bowling Green, 9/12/15)
Solo Tackles	5 (vs. Bowling Green, 9/12/15)
TFL	1.0 (3x: last vs. USF, 9/19/15)
Sacks	1.0 (2x: last vs. USF, 9/19/15)

LB - JEFFERSON ASHIRU - 34 - Sr.

- Transfer from UConn at beginning of 2015 season - originally recruited to UConn by Randy Edsall.
- Totaled Maryland career-high nine tackles against USF (9/19/15).
- Posted four tackles in Maryland debut vs. Richmond (9/5/15).

ASHIRU'S CAREER STATS

YR.	G-GS	UT	AT	TOT	TFL-YDS	PBU	FF	FR	INT	SACKS
2012	9-1	6	2	8	0.0-0	0	0	0	0-0	0.0-0
2013	12-10	24	34	58	8.0-35	2	0	1	0-0	1.0-13
2014	9-8	20	27	47	3.5-10	0	0	0	1-0	0.5-0
2015	3-3	9	5	14	0.0-0	0	0	0	0-0	0.0-0
Totals	33-22	59	68	127	11.5-45	2	0	1	1-0	1.5-13

ASHIRU'S CAREER HIGHS

Tackles	11 (twice: last at East Carolina, 10/23/14)
TFL	2.0 (at UCF, 10/26/13)
Sacks	1.0 (vs. Michigan, 9/21/13)

DL - ROMAN BRAGLIO - 90 - Jr.

- Had a fantastic game against USF (9/19), posting career-highs in tackles (7), TFL's (2.5) and sacks (2.0). Also forced his first career fumble.
- Notched career-high five tackles vs. Bowling Green (9/12).
- Posted three tackles vs. Richmond (9/5).

BRAGLIO'S CAREER STATS

YR.	G-GS	UT	AT	TOT	TFL-YDS	PBU	FF	FR	INT	SACKS
2013	10-1	4	2	6	3.5-18	0	0	0	0-0	2.0-12
2014	13-1	8	3	11	2.5-14	0	0	1	0-0	2.5-14
2015	3-2	9	6	15	3.5-10	0	1	0	0-0	2.0-8
Totals	26-4	21	11	32	9.5-42	0	1	1	0-0	6.5-34

BRAGLIO'S CAREER HIGHS

Tackles	7 (vs. USF, 9/19/15)
Solo Tackles	4 (2x: last vs. USF, 9/19/15)
TFL	2.5 (vs. USF, 9/19/15)
Sacks	2.0 (vs. USF, 9/19/15)
Forced Fumbles	1 (vs. USF, 9/19/15)

LB - JALEN BROOKS - 43 - Soph.

- Posted 4.0 tackles against USF (9/19).
- Had a career-high nine tackles vs. Bowling Green (9/12), and nabbed first career INT.
- 2014 Academic All-Big Ten.

BROOKS' CAREER STATS

YR.	G-GS	UT	AT	TOT	TFL-YDS	PBU	FF	FR	INT	SACKS
2014	12-4	12	9	21	0.0-0	2	0	0	0-0	0.0-0
2015	3-3	4	10	14	0.0-0	2	0	0	1-7	0.0-0
Totals	15-7	16	19	35	0.0-0	4	0	0	1-7	0.0-0

BROOKS' CAREER HIGHS

Tackles	9 (vs. Bowling Green, 9/12/15)
Solo Tackles	5 (at Penn State, 11/11/14)
Interceptions	1 (vs. Bowling Green, 9/12/15)

LB - JERMAINE CARTER, JR. - 23 - Soph.

- Shares Big Ten lead in solo tackles/g (6.7) and ranks third in tackles/g (10.7).
- Led Terps with 11 tackles vs. USF (9/19).
- Had career-high 13 tackles (9 solo) vs. Bowling Green (9/12).
- Made first career start against Richmond (9/5), totaling eight tackles.

CARTER'S CAREER STATS

YR.	G-GS	UT	AT	TOT	TFL-YDS	PBU	FF	FR	INT	SACKS
2014	13-0	18	9	27	0.0-0	0	2	0	0-0	0.0-0
2015	3-3	20	12	32	2.0-4	1	0	0	0-0	0.0-0
Totals	16-3	38	31	59	2.0-4	1	2	0	0-0	0.0-0

CARTER'S CAREER HIGHS

Tackles	13 (vs. Bowling Green, 9/12/15)
Solo Tackles	9 (vs. Bowling Green, 9/12/15)
Tackles for Loss	1.0 (2x: last vs. USF, 9/19/15)

DB - SEAN DAVIS - 21 - Sr.

- Shares Big Ten lead in solo tackles/g (6.7) and ranks fourth in tackles/g (9.3).
- Leads nation in forced fumbles/g (1.0), notching a forced fumble in all three games.
- Active team leader with 258 career tackles.
- Totaled nine tackles, two interceptions and a forced fumble vs. USF (9/19).
- Posted 14 tackles (12 solo) and a forced fumble vs. Bowling Green (9/12).
- Had five tackles, one sack and a forced fumble vs. Richmond (9/5).
- 2015 Preseason All-Big Ten Second Team (Phil Steele).
- Little brother, Isaiah, is a freshman linebacker on the team.
- Moved from safety to cornerback prior to start of 2015 season.

S. DAVIS' CAREER STATS

YR.	G-GS	UA	A	TOT	TFL-YDS	PBU	FF	FR	INT	SACKS
2012	12-2	8	5	13	0.0-0	0	0	1	0-0	0.0-0
2013	13-13	62	40	102	1.5-7	3	0	1	2-23	0.5-3
2014	13-13	80	35	115	4.0-12	8	1	0	0-0	1.0-1
2015	3-3	20	8	28	2.0-4	2	3	0	2-33	1.0-3
Totals	41-31	170	88	258	7.5-23	15	4	2	4-56	2.5-7

S. DAVIS' CAREER HIGHS

Tackles	17 (at Wisconsin, 10/25/14)
Interceptions	2 (vs. USF, 9/19/15)
Pass Breakups	3 (at Penn State, 11/11/14)

DB - A.J. HENDY - 19 - R Sr.

- Notched six tackles and 1.0 TFL vs. USF (9/19).
- Had nine tackles (6 solo) and a pass breakup vs. Bowling Green (9/12).
- Posted five tackles against Richmond (9/5) in first game action since 2013.
- Missed 2014 season to suspension.
- Named Walter Camp Defensive Player of the Week in memorable 2013 game against West Virginia, when he returned an INT for TD and recovered two fumbles.

HENDY'S CAREER STATS

YR.	G-GS	UA	A	TOT	TFL-YDS	PBU	FF	FR	INT	SACKS
2011	9-3	20	10	30	1.0-1	1	0	1	1-32	0.0-0
2012	8-0	3	1	4	0.0-0	0	0	0	0-0	0.0-0
2013	13-3	20	12	32	1.0-2	2	0	2	1-28	0.0-0
2015	3-3	14	6	20	1.0-2	1	0	0	0-0	0.0-0
Totals	33-9	57	29	86	3.0-5	4	0	3	2-60	0.0-0

HENDY'S CAREER HIGHS

Tackles	13 (vs. Notre Dame, 11/12/11)
Solo Tackles	9 (vs. Notre Dame, 11/12/11)
Interceptions	1 (2x: last vs. West Virginia, 9/21/13)

DB - ALVIN HILL - 27 - Sr.

- Notched a career-high eight tackles (7 solo) vs. Bowling Green (9/12).
- Started first four games of 2014 season at cornerback before suffering a season-ending injury against Syracuse.

HILL'S CAREER STATS

YR.	G-GS	UA	A	TOT	TFL-YDS	PBU	FF	FR	INT	SACKS
2012	6-1	1	0	1	1.0-5	0	0	0	0-0	0.0-0
2013	12-2	14	10	24	0.0-0	2	0	0	0-0	0.0-0
2014	4-4	8	5	13	0.0-0	4	0	0	1-0	0.0-0
2015	3-0	8	1	9	0.0-0	0	0	0	0-0	0.0-0
Totals	25-7	31	16	47	1.0-5	6	0	0	1-0	0.0-0

HILL'S CAREER HIGHS

Tackles	8 (vs. Bowling Green, 9/12/15)
Solo Tackles	7 (vs. Bowling Green, 9/12/15)
Interceptions	1 (at USF, 9/6/14)

DL - QUINTON JEFFERSON - 99 - R Jr.

- Ranks sixth in the Big Ten in TFL/g (1.5) and tied for the team lead.
- Notched a 0.5 sack against USF (9/19).
- Had five tackles vs. Bowling Green (9/12), including 1.5 TFL and 1.0 sack.
- Started first game since Sept. 13, 2014 against Richmond (9/5), posting 2.5 TFL and two sacks.
- Started the first three games of the 2014 season before suffering a season-ending injury.

JEFFERSON'S CAREER STATS

YR.	G-GS	UA	A	TOT	TFL-YDS	PBU	FF	FR	INT	SACKS
2012	10-0	6	7	13	0.5-1	0	1	2	0-0	0.0-0
2013	13-13	19	28	47	7.5-32	0	1	0	0-0	3.0-18
2014	3-3	4	4	8	1.0-10	0	0	0	0-0	1.0-10
2015	3-3	4	8	12	4.5-27	0	0	0	0-0	3.5-26
Totals	29-19	33	47	80	13.5-70	0	2	2	0-0	7.5-54

JEFFERSON'S CAREER HIGHS

Tackles	7 (vs. FIU, 8/31/13)
TFL	2.5 (vs Richmond, 9/5/15)
Sacks	2.0 (2x: last vs. Richmond, 9/5/15)

DB - WILLIAM LIKELY - 4 - Jr.

- Holds at least a share of eight Maryland records.
- Leads the nation in punt return TDs (2) and ranks second in punt return average (28.1).
- Also ranks third in the Big Ten in passes defensed/g (1.7).
- Paul Hornung Honor Roll (Most Versatile Player): Week 1, Week 3
- Had 4.0 tackles and 1.0 TFL against USF (9/19), in addition to 35 combined return yards.
- Returned a punt for an 85-yard TD vs. Bowling Green (9/12) - second longest punt return in Maryland history.
- Set Big Ten and Maryland record with 233 punt return yards vs. Richmond (9/5). Also had two pass breakups and four tackles in the game. Named Big Ten Specialist of the Week for his efforts.
- First Team All-Big Ten selection in 2015 by coaches and media.
- Named preseason All-America by multiple media outlets and is on four Watch Lists.

LIKELY'S CAREER STATS

DEFENSE

YR.	G-GS	UA	A	TOT	TFL-YDS	PBU	FF	FR	INT	SACKS
2013	13-11	51	19	70	4.5-11	7	0	0	1-0	0.0-0
2014	13-13	66	17	83	4.0-26	15	1	0	6-170	1.0-15
2015	3-3	12	1	13	2.0-5	5	0	0	0-0	0.0-0
Totals	29-27	129	37	166	10.5-42	27	1	0	7-170	1.0-15

RETURNS

YR.	G-GS	KOR	YDS	AVG	TD	PR	YDS	AVG	TD
2013	13-11	28	729	26.0	0	16	205	12.8	1
2014	13-13	16	496	31.0	1	20	225	11.2	1
2015	3-3	3	87	29.0	0	12	337	28.1	2
Totals	29-27	47	1312	27.9	1	48	767	16.0	4

LIKELY'S CAREER HIGHS DEFENSE

Tackles	12 (vs. Rutgers, 11/29/14)
Interceptions	1 (seven times: last at Michigan, 11/22/14)
Pass Breakups	2 (3x: last vs. Bowling Green, 9/12/15)
Sacks	1.0 (vs. James Madison, 8/30/14)
TFL	1.0 (8x: last vs. USF, 9/19/15)

LIKELY'S CAREER HIGHS RETURNING

Punt Return Yards	233 (vs. Richmond, 9/5/15)
Long Punt Return	85 (vs. Bowling Green, 9/15/15)
Kickoff Return Yards	228 (vs. Michigan State, 11/15/14)
Long Kickoff Return	52 (vs. Michigan State, 11/15/14)
All-purpose Yards	296 (vs. Richmond, 9/5/15)

LB - YANNICK NGAKOUE - 7 - Jr.

- Ranks fifth nationally and second in the Big Ten in sacks/g (1.5).
- Ranks 10th in the Big Ten in TFL/g (1.5).
- Notched six tackles and 1.5 sacks against USF (9/19).
- Posted a career-high 3.0 sacks versus Bowling Green (9/12).
- 2015 Butkus Award Watch List and preseason All-Big Ten selection.
- Moved from outside linebacker to defensive end in new 4-3 scheme in 2015.
- Earned Honorable Mention All-Big Ten in 2014 by media.

NGAKOUE'S CAREER STATS

YR.	G-GS	UA	A	TOT	TFL-YDS	PBU	FF	FR	INT	SACKS
2013	13-0	6	4	10	4.5-12	2	1	0	1-3	2.0-8
2014	13-11	25	12	37	13.5-81	2	1	0	0-0	6.0-49
2015	3-3	10	1	11	4.5-20	0	0	0	0-0	4.5-20
Totals	29-14	41	17	58	22.5-113	3	2	0	1-3	12.5-77

NGAKOUE'S CAREER HIGHS

Tackles	7 (last vs. Iowa, 10/18/14)
TFL	3.0 (4x: last vs. Bowling Green, 9/12/15)
Sacks	3.0 (vs. Bowling Green, 9/12/15)

DB - ANTHONY NIXON - 20 - Sr.

- Posted five tackles against USF (9/19).
- Had nine tackles (6 solo) vs. Bowling Green (9/12).
- Totaled three tackles against Richmond (9/5).

NIXON'S CAREER STATS

YR.	G-GS	UA	A	TOT	TFL-YDS	PBU	FF	FR	INT	SACKS
2012	12-5	26	15	41	0.0-0	3	0	2	1-21	0.0-0
2013	11-11	38	22	60	3.0-8	0	0	0	0-0	1.0-5
2014	13-13	37	25	62	0.5-6	4	0	1	1-2	0.5-6
2015	3-3	10	7	17	0.0-0	0	0	0	0-0	0.0-0
Totals	39-32	111	69	180	3.5-14	7	0	3	2-23	1.5-11

NIXON'S CAREER HIGHS

Tackles	12 (vs. Virginia, 10/12/13)
Sacks	1.0 (at NC State, 11/30/13)
Interceptions	1 (2x, last vs. James Madison, 8/30/14)
Pass Breakups	2 (vs. Michigan State, 11/15/14)

DL - DAVID SHAW - 67 - Soph.

- Has one tackle in all three games this season.

SHAW'S CAREER STATS

YR.	G-GS	UA	A	TOT	TFL-YDS	PBU	FF	FR	INT	SACKS
2014	7-1	1	3	4	1.0-3	0	0	0	0-0	1.0-3
2015	3-3	1	2	3	0.5-1	0	0	0	0-0	0.0-0
Totals	10-4	2	6	7	1.5-4	0	0	0	0-0	1.0-3

SHAW'S CAREER HIGHS

Tackles	2 (at Indiana, 9/27/14)
Sacks	1.0 (Michigan State, 11/25/14)

SPECIAL TEAMS

K - BRAD CRADDOCK - 15 - Sr.

- Ranks second in the Big Ten in scoring (9.3 points/g) and third in field goals/g (1.7).
- Made all five extra point attempts against USF (9/19).
- Also serving as a short-distance punter.
- Hit a pair of field goals against Bowling Green (9/12).
- Connected on three field goals vs. Richmond (9/5), posting a career-high 14 points.
- 2014 Lou Groza Award winner - best place kicker in the nation.
- Holds at least a share of four Maryland place kicking records, including longest field goal (57 yards vs. Ohio State, 2014) and consecutive field goals made (24, 2013-14).
- 2014 All-American and First Team All-Big Ten selection.
- A 2015 Lou Groza Watch List member and preseason All-American.
- Set a school record with a 57-yard field goal against Ohio State (10/4/14).
- Booted a game winning 43-yard field goal with 51 second left to defeat Penn State (11/1.14).

CRADDOCK'S CAREER STATS (KICKING)

YR.	G-GS	FGM-FGA	20-29	30-39	40-49	50+	LG	PATS	PTS
2012	12-12	10-16	3-5	3-5	3-5	1-1	52	23-25	53
2013	13-13	21-25	7-7	7-8	4-5	1-3	50	37-38	100
2014	13-13	18-19	3-3	4-4	9-9	2-3	57	44-44	98
2015	3-3	5-6	1-2	3-3	1-1	0-0	34	13-14	28
Totals	41-41	54-66	14-17	17-20	17-20	4-7	57	117-121	284

CRADDOCK'S CAREER STATS (PUNTING)

YR.	G-GS	Punts	YDS	AVG	TB	FC	+50	I20	BLK	LP
2012	12-12	1	23	23.0	0	0	0	0	0	23
2013	13-13	0	0	0.0	0	0	0	0	0	0
2014	13-13	0	0	0.0	0	0	0	0	0	0
2015	3-3	4	134	33.5	0	0	0	4	0	39
Totals	41-41	5	156	31.2	0	0	0	4	0	39

CRADDOCK'S CAREER HIGHS

Field Goals	3 (7x: last vs. Richmond, 9/5/15)
Long Field Goal	57 (vs. Ohio State, 10/4/14)
Points Scored	14 (vs. Richmond, 9/5/15)
PATs	7 (vs. James Madison, 8/30/14)

P - NICOLAS PRITCHARD - 18 - Fr.

- True Freshman.
- Punted five times against Bowling Green.

PRITCHARD'S CAREER STATS

YR.	G-GS	Punts	YDS	AVG	TB	FC	+50	I20	BLK	LP
2015	3-3	7	297	42.4	0	3	0	2	0	48
Totals	3-3	7	297	42.4	0	3	0	2	0	48

RENFRO'S CAREER HIGHS

Most Punts	5 (vs. Bowling Green, 9/12/15)
Punting Average	43.0 yards (vs. USF, 9/19/15)
Longest Punt	48 yards (vs. USF, 9/19/15)

NUMERICAL ROSTER

No.	Name	Pos.	Ht.	Wt.	Cl.	Exp.	Hometown (High School/Last School)
1	D.J. Moore	WR	5-11	205	Fr.	HS	Philadelphia, Pa. (Imhotep Charter School)
2 (d)	Shane Cockerille	FB	6-2	235	So.	RS	Baltimore, Md. (Gilman School)
2 (d)	Milan Collins	DB	6-1	200	So.	RS	LaPlata, Md. (Bishop McNamara HS)
3 (d)	Milan Barry-Pollock	DB	5-10	203	Jr.	SQ	Baltimore, Md. (Eastern Technical HS)
3 (d)	Adam Greene	PK	5-11	185	So.	RS	Arnold, Md. (Broadneck HS)
4	William Likely	DB	5-7	175	Jr.	2V	Belle Glade, Fla. (Glades Central HS)
5	Wes Brown	RB	6-0	210	Jr.	1V	Baltimore, Md. (Good Counsel HS)
6 (d)	Ty Johnson	RB	5-10	184	Fr.	HS	Cumberland, Md. (Fort Hill HS)
6 (d)	Zac Morton	RB	5-10	175	Fr.	RS	Bethesda, Md. (Whitman HS)
7 (d)	Yannick Ngakoue	DL	6-2	255	Jr.	2V	Bowie, Md. (Friendship Collegiate)
7 (d)	Caleb Rowe	QB	6-3	220	Sr.	2V	Landrum, S.C. (Blue Ridge HS)
8	Levern Jacobs	WR	5-11	188	RJr.	2V	Temple Hills, Md. (Suitland HS/Milford Academy)
9	Tyler Burke	LB	6-3	245	Fr.	RS	Coatesville, Pa. (Coatesville HS)
10	Will Ulmer	WR	6-0	185	Fr.	RS	Laurel, Md. (St. John's College HS)
11 (d)	Denzel Conyers	DB	6-3	212	Jr.	RS	St. Petersburg, Fla. (Boca Ciega HS/Butte College)
11 (d)	Perry Hills	QB	6-2	210	Jr.	1V	Pittsburgh, Pa. (Central Catholic HS)
12	Taivon Jacobs	WR	5-9	165	So.	SQ	Camp Spring, Md. (Suitland HS)
13	DeAndre Lane	WR	5-7	175	Jr.	SQ	Catonsville, Md. (Catonsville Senior HS)
14	Gage Shaffer	QB	6-7	212	Fr.	HS	Short Gap, W. Va. (Frankfort HS)
15	Brad Craddock	PK/P	6-1	195	Sr.	3V	Adelaide, Australia (Tabor Christian College)
16	Nicholas Rubinowicz	P	6-1	216	Fr.	HS	Wellington, Fla. (American Heritage School)
17	Josh Woods	DB	6-1	202	So.	1V	Baltimore, Md. (McDonogh School)
18	Daxx Garman	QB	6-1	205	Sr.	TR	Southlake, Texas (Carroll HS/Oklahoma State)
19	A.J. Hendy	DB	6-0	208	RSr.	3V	Bowie, Md. (Bowie HS)
20	Anthony Nixon	DB	6-1	205	Sr.	3V	Pittsburgh, Pa. (Central Catholic HS)
21	Sean Davis	DB	6-1	202	Sr.	3V	Washington, D.C. (Maret School)
22	Isaiah Davis	LB	6-1	225	Fr.	HS	Temple Hills, Md. (St. Stephen's & St. Agnes)
23	Jermaine Carter, Jr.	LB	6-0	240	So.	1V	Fort Washington, Md. (Friendship Collegiate)
24 (d)	Daniel Ezeagwu	DB	6-0	207	So.	SQ	Stafford, Va. (Colonial Forge HS)
24 (d)	J.T. Ventura	DB	6-1	205	So.	SQ	Hollidaysburg, Pa. (Hollidaysburg Area HS)
25	Antwaine Carter	DB	6-1	190	So.	SQ	Waldorf, Md. (Westlake HS)
26	Darnell Savage, Jr.	DB	5-10	192	Fr.	HS	Newark, Del. (Caravel Academy)
27	Alvin Hill	DB	6-0	200	Sr.	2V	Locaust Grove, Ga. (Luella HS)
29	Joe Riddle	RB	6-1	210	Jr.	2V	Frederick, Md. (Linganore HS)
30	Kenneth Goins, Jr.	RB	5-9	233	Jr.	2V	Baltimore, Md. (Gilman School)
31	Nnamdi Egbuaba	LB	6-0	224	Fr.	RS	Baltimore, Md. (St. Frances Academy)
32	Jarrett Ross	DB	5-9	198	Jr.	2V	Newark, Del. (Charter School of Wilmington)
33	Andrew Stefanelli	RB	5-9	244	Jr.	SQ	Rockville, Md. (Good Counsel HS/Temple)
34	Jefferson Ashiru	LB	6-1	235	Sr.	TR	Powder Spring, Ga. (McEachern HS/UConn)
35	Marcus Smith	RB	5-9	200	RSo.	WO	West Friendship, Md. (Marriotts Ridge HS)
36	Elvis Dannah	DB	6-2	212	So.	SQ	Lanham, Md. (Annapolis Area Christian School)
37	Avery Thompson	LB	6-2	228	Sr.	3V	Chesapeake, Va. (Grassfield HS)
38 (d)	Lee Shrader	P	6-1	215	Fr.	RS	Newport News, Va. (Warwick HS)
38 (d)	Brett Zantotto	LB	5-10	220	Fr.	HS	Murrysville, Pa. (Franklin Regional HS)
39	Cavon Walker	DL	6-2	260	Jr.	1V	Washington, D.C. (Friendship Collegiate)
40	Dexter Foreman	QB	6-1	220	Sr.	TR	Manvel, Texas (Manvel HS/Minnesota)
41	Jesse Aniebonam	DL	6-3	260	So.	1V	Silver Spring, Md. (Good Counsel HS)
42 (d)	Brock Dean	LB	6-0	225	Jr.	SQ	Harrisburg, Pa. (Bishop McDevitt HS)
42 (d)	Tehuti Miles	RB	5-10	210	Jr.	SQ	Hammonton, N.J. (Hammonton HS)
43	Jalen Brooks	LB	6-1	232	So.	1V	Suwanee, Ga. (Gwinnett HS)
44	Andrew Isaacs	TE	6-2	240	Jr.	2V	Manchester, Conn. (Manchester HS)
45	Brandon Ross	RB	5-10	210	Sr.	3V	Newark, Del. (Charter School of Wilmington)
46	Abner Logan	LB	6-1	242	Jr.	2V	Cambridge, Mass. (Dexter School)
47	Melvin Keihn	DL	6-1	211	So.	TR	Towson, Md. (Gilman/Virginia Tech)
48	Derrick Hayward	TE	6-5	240	So.	1V	Salisbury, Md. (Wicomico HS)
49 (d)	Ruben Franco	DL	6-5	249	Jr.	SQ	Montgomery, Texas (Montgomery HS)
49 (d)	Gus Little	LB	6-2	235	Fr.	HS	Fredericksburg, Md. (Massaponax HS)
50	Evan Mulrooney	OL	6-3	300	Sr.	2V	Wilmington, Del. (Salesianum HS)
51	Matt Oliveira	LS	6-1	212	Fr.	HS	Watchung, N.J. (Saint Peter's Prep)
52	Malik Jones	DL	6-4	275	So.	SQ	Baltimore, Md. (Paul L. Dunbar HS)
53	Quarvez Boulware	OL	6-2	304	Fr.	HS	Washington, D.C. (Friendship Collegiate Acad.)
54	JaJuan Dulaney	OL	6-2	302	So.	SQ	Powder Springs, Ga. (McEachern HS)
55	Ryan Doyle	OL	6-4	307	Sr.	2V	Wake Forest, N.C. (Wake Forest-Rolesville HS)

ALPHABETICAL ROSTER

No.	Name	Pos.
56 (d)	Adams, Nate	LS
41	Aniebonam, Jesse	DL
34	Ashiru, Jefferson	LB
3	Barry-Pollock, Milan	DB
53	Boulware, Quarvez	OL
90	Braglio, Roman	DL
43	Brooks, Jalen	LB
5	Brown, Wes	RB
9	Burke, Tyler	LB
92	Burkett, Chandler	LB
59 (d)	Carpenter, Christian	LS
25	Carter, Antwaine	DB
23	Carter, Jr., Jermaine	LB
70	Christie, Sean	OL
2 (d)	Cockerille, Shane	FB
2 (d)	Collins, Milan	DB
11 (d)	Conyers, Denzel	DB
87	Cornwell, Michael	WR
15	Craddock, Brad	PK/P
83	Culmer, Malcolm	WR
85	Davenport, Jahrvs	WR
22	Davis, Isaiah	LB
21	Davis, Sean	DB
42 (d)	Dean, Brock	LB
36	Dannah, Elvis	DB
71	Donahue, EJ	OL
55	Doyle, Ryan	OL
54	Dulaney, JaJuan	OL
76	Dunn, Michael	OL
82	Edwards, Avery	TE
31	Egbuaba, Nnamdi	LB
84	Etta-Tawo, Amba	WR
24 (d)	Ezeagwu, Daniel	DB
40	Foreman, Dexter	QB
49 (d)	Franco, Ruben	DL
88	Gallo, P.J.	TE
18	Garman, Daxx	QB
56 (d)	Gillespie, Matt	LB
30	Goins, Jr., Kenneth	RB
86	Gray, Andrew	TE
75	Gray, Derwin	OL
3 (d)	Greene, Adam	PK
60	Grommer, Stephen	OL
48	Hayward, Derrick	TE
19	Hendy, A.J.	DB
27	Hill, Alvin	DB
11 (d)	Hills, Perry	QB
59 (d)	Howard, Keiron	DL
44	Isaacs, Andrew	TE
8	Jacobs, Levern	WR
12	Jacobs, Taivon	WR
99	Jefferson, Quinton	DL
6 (d)	Johnson, Ty	RB
52	Jones, Malik	DL
47	Keihn, Melvin	DL
96	Kulka, Brett	DL
13	Lane, DeAndre	WR
4	Likely, William	DB
49 (d)	Little, Gus	LB
46	Logan, Abner	LB
69	Marchese, Joe	OL
77	McClain, Will	OL
68	McKennie, Ellis	OL

2015 MARYLAND FOOTBALL

No.	Name	Pos.	No.	Name	Pos.	Ht.	Wt.	Cl.	Exp.	Hometown (High School/Last School)
91	McLean, Adam	DL	56 (d)	Nate Adams	LS	6-0	220	So.	1V	Phoenix, Ariz. (Greenway HS)
42 (d)	Miles, Tehuti	RB	56 (d)	Matt Gillespie	LB	6-1	241	Fr.	RS	Towson, Md. (Loyola Blakefield HS)
63	Minter, Mike	OL	57	Kingsley Opara	DL	6-3	305	So.	SQ	Jacksonville, Fla. (Mandarin HS)
64	Moore, Brendan	OL	58	Damian Prince	OL	6-3	328	Fr.	RS	Washington, D.C. (Bishop McNamara HS)
1	Moore, D.J.	WR	59 (d)	Christian Carpenter	LS	5-11	217	Jr.	2V	Brentwood, Tenn. (Brentwood Academy)
6 (d)	Morton, Zac	RB	59 (d)	Keiron Howard	DL	6-3	289	Fr.	HS	Fort Washington, Md. (Potomac HS)
50	Mulrooney, Evan	OL	60	Stephen Grommer	OL	6-4	309	Sr.	SQ	Spartanburg, S.C. (Spartanburg HS)
7 (d)	Ngakoue, Yannick	DL	61	Mbi Tanyi	LB	6-1	280	Fr.	HS	Hosuton, Texas (George Bush HS)
20	Nixon, Anthony	DB	63	Mike Minter	OL	6-3	305	So.	SQ	Severna Park, Md. (Severna Park HS)
51	Oliveira, Matt	LS	64	Brendan Moore	OL	6-3	295	Fr.	RS	Austin, Texas (Westwood HS)
57	Opara, Kingsley	DL	65	Mason Zimmerman	OL	6-5	310	Fr.	HS	Whitehouse, Ohio (Anthony Wayne HS)
58	Prince, Damian	OL	66	Andrew Zeller	OL	6-5	316	Sr.	3V	Red Lion, Pa. (Red Lion Senior HS)
95	Pritchard, Nicolas	P/PK	67	David Shaw	DL	6-4	307	So.	1V	Spring Grove, Pa. (Spring Grove HS)
29 (d)	Riddle, Joe	RB	68	Ellis McKennie	OL	6-3	315	Fr.	HS	McSherrytown, Pa. (McDonogh School)
89	Roca, Eric	TE	69	Joe Marchese	OL/LS	6-3	281	So.	SQ	Vernon Hills, Ill. (Adlai E. Stevenson HS)
45	Ross, Brandon	RB	70	Sean Christie	OL	6-4	310	Fr.	RS	Medford, N.Y. (Patchogue-Medford HS)
32	Ross, Jarrett	DB	71	EJ Donahue	OL	6-3	320	Fr.	HS	Monrovia, Md. (Linganore HS)
7 (d)	Rowe, Caleb	QB	74	Tyler Smith	OL	6-2	310	Fr.	HS	Clarksville, Md. (River Hill HS)
16	Rubinowicz, Nicholas	P	75	Derwin Gray	OL	6-5	328	Fr.	RS	Wash., D.C. (Friendship Collegiate/Fork Union)
93	Saine, Oseh	DL	76	Michael Dunn	OL	6-5	312	Jr.	2V	Bethesda, Md. (Whitman HS)
26	Savage, Darnell	DB	77	Will McClain	OL	6-5	305	Fr.	HS	Middletown, Md. (Middletown HS)
14	Shaffer, Gage	QB	78	Ty Tucker	DL	6-2	285	Jr.	SQ	Walkersville, Md. (Walkersville HS)
67	Shaw, David	DL	79	Maurice Shelton	OL	6-3	304	Jr.	SQ	Greenbelt, Md. (Eleanor Roosevelt HS)
79	Shelton, Maurice	OL	82	Avery Edwards	TE	6-4	234	Fr.	HS	Raleigh, N.C. (Ravenscroft HS)
38 (d)	Shrader, Lee	P	83	Malcolm Culmer	WR	5-11	185	Jr.	2V	Willingboro, N.J. (Willingboro HS)
35	Smith, Marcus	RB	84	Amba Etta-Tawo	WR	6-1	200	Jr.	2V	Powder Springs, Ga. (McEachern HS)
74	Smith, Tyler	OL	85	Jahrvis Davenport	WR	5-9	193	Fr.	HS	Tampa, Fla. (Robinson HS)
33	Stefanelli, Andrew	RB	86	Andrew Gray	TE	6-2	230	Fr.	RS	Chardon, Ohio (Chardon HS)
97	Sutton, Daniel	P/PK	87	Michael Cornwell	WR	6-2	215	Fr.	HS	Owings Mills, Md. (McDonogh School)
61	Tanyi, Mbi	LB	88	P.J. Gallo	TE	6-2	250	Jr.	2V	Holland, Pa. (Council Rock HS South)
37	Thompson, Avery	LB	89	Eric Roca	TE	6-3	230	So.	SQ	San Juan, Puerto Rico (St. John's School)
78	Tucker, Ty	DL	90	Roman Braglio	DL	6-2	262	Jr.	2V	Owings Mills, Md. (McDonogh HS)
95	Ukandu, Azubuike	DL	91	Adam McLean	DL	6-1	315	Fr.	HS	Gaithersburg, Md. (Quince Orchard HS)
10	Ulmer, Will	QB	92	Chandler Burkett	LB	6-3	240	So.	SQ	Panama City, Fla. (Bozeman HS)
24 (d)	Ventura, J.T.	DB	93	Oseh Saine	DL	6-2	286	Fr.	HS	Worcester, Mass. (Lincoln HS/Worcester Acad.)
39	Walker, Cavon	DL	95 (d)	Nicolas Pritchard	P/PK	5-10	220	Fr.	HS	New Egypt, N.J. (New Egypt HS)
17	Woods, Josh	DB	95 (d)	Azubuike Ukandu	DL	6-0	307	Jr.	SQ	Towson, Md. (Towson HS)
38 (d)	Zanotto, Brett	LB	96	Brett Kulka	DL	6-4	254	Fr.	RS	Edinboro, Pa. (General McLane HS)
66	Zeller, Andrew	OL	97	Daniel Sutton	P/PK	6-0	165	So.	TR	New Hope, Pa. (New Hope Solebury HS/Towson)
65	Zimmerman, Mason	OL	99	Quinton Jefferson	DL	6-3	289	RJr.	2V	Pittsburgh, Pa. (Woodland Hills HS)

Key: (d) indicates duplicate number; RS indicates redshirted in 2013; SQ indicates has been eligible to play at least one season, but has not earned a letter; HS indicates high school; TR indicates transfer

Pronunciation Guide

Player	Pronunciation	Player	Pronunciation	Coach	Pronunciation
Jesse Aniebonam	ANNA-bone-um	Levern Jacobs	LEE-vern	Greg Studrawa	STU-draw-uh
Jefferson Ashiru	Ah-shur-rew	Melvin Keihn	like "cane"		
Quarvez Boulware	KWAH-vez	Yannick Ngakoue	IN-gah-kway		
Antwaine Carter	Antoine	Kingsley Opara	O-par-ah		
Brad Craddock	Crad-DOCK	Nicholas Rubinowicz	Rew-bin-oh-witz		
Jahrvis Davenport	JAR-vis	Oseh Saine	OH-say SANE		
Nnamdi Egbuaba	e-GUA-ba	Mbi Tanyi	EM-bee TIE-yan		
Amba Etta-Tawo	AUM-buh eh-TA TAH-wo	Azubuike Ukandu	az-ah-BOO-key Ew-CAN-do		
Daniel Ezeagwu	EZZ-a-gow-wu	Cavon Walker	SAY-von		
Stephen Grommer	STEPH-in GROW-mer				
Keiron Howard	KEY-ron				



RANDY EDSALL

Head Coach

Syracuse '80 • Fifth Year at Maryland

Randy Edsall enters his fifth season as head football coach at the University of Maryland, leading a program that has earned back-to-back postseason bowl berths and continues to make great strides both on and off the field.

Edsall was named the 34th coach in Maryland football history in January 2011. Since taking over, Edsall and his staff have placed a strong emphasis on recruiting the local Maryland/Washington, D.C. market, which is heavily recruited by schools across the nation and is considered a football hotbed. The result of this focus was the signing of 81 athletes, 42 from the area, since 2012. Edsall and his staff have recruited classes ranked in the top 35 nationally by Rivals.com in two of

"Randy Edsall is an excellent football coach. He teaches and believes in the physical nature of the game. He is a great recruiter and his success at Connecticut earned his program compliments and recognition from college football's finest coaches. Randy is a very positive thinking person, and perhaps his greatest attribute is his persistence. He will persevere and he will win at Maryland and he will do it the right way!"
- Tom Coughlin, NY Giants head coach

the last four years, including the 31st overall in 2013.

In addition, under Edsall's direction the football program's Athletic Progress Rate (APR) has reached all-time highs. The football team's APR, which measures eligibility and retention, increased its multi-year score from 922 (2009-2010) to 950 (2012-2013) and recently to an all-time best of 973 (2013-2014). In addition, its single-year score increased from 905 to 977 and to its most recent single-year score of 991. The multi-year score of 973 and single-year score of 991 are program bests since the APR's inception in 2003. In addition, 21 student-athletes claimed a spot on the All-Big Ten Academic Team.

On the field, Edsall led Maryland into a new era in 2014, with its first season in the Big Ten. Maryland finished the regular season with an impressive 5-1 record away from College Park, leading the Big Ten in road wins. The five road victories were the most for a Terrapin team since 1984. Maryland posted its first-ever road victory at Penn State and its first-ever win against Michigan to punctuate its first season in the conference, which concluded with an appearance in the Foster Farms Bowl. Maryland finished the season 7-6 securing its first back-to-back winning seasons since 2002-03.

In 2014, eight Maryland players earned all-conference honors, the most ever under Edsall, and Brad Craddock earned Maryland's first individual national honor since 2002 by winning the 23rd Lou Groza Award for the nation's top kicker. In addition, 21 student-athletes claimed a spot on the All-Big Ten Academic Team.

The Maryland program continued its ascent in 2013 totaling seven victories and earning its first bowl appearance since 2010 (2013 Military Bowl). Offensively, the Terps passed for over 3,000 yards for only the fourth time in program history and the first time since 1994. Additionally, Maryland totaled over 500 yards of offense in its first three games, the first time that has happened since 1983.

On the defensive side of the ball, the Terps attacked opposing offenses and tied for third in the ACC in sacks (37) and averaged 2.85 sacks per game, tied for the 18th most in the nation. The unit also excelled on third down holding opponents to a 34.2 conversion rate, which was the 21st-best mark nationally.

Prior to coming to College Park, Edsall, a native of nearby Glen Rock, Pa, spent 12 seasons coaching the University of Connecticut Huskies where he took the program from FCS (formerly I-AA) to five bowl games, including a BCS bowl. The 2010 Big East Coach of the Year led the Huskies to a 33-19 record over his last four seasons there, including two bowl victories with his leadership resulting in UConn being the first program ever to go from FBS newcomer to BCS bowl participant in just seven seasons.

Edsall departed UConn as the school's all-time leader in career wins (74) and most games coached (144). He was a two-time recipient of the prestigious Bowl Championship Division Head Coach of the Year in New England by the Gridiron Club of Greater Boston (2007, 2010).

During his tenure at UConn, the Huskies finished in the top-20 nationally for total offense twice (2003, 2004) and total defense three times (2002, 2005, 2008). Under Edsall's guidance Connecticut defeated teams from the ACC, Big Ten, Big East, Big 12, C onference USA and the SEC.

In 2007, as Edsall continued to grow the program to prominence, the Huskies earned their first-ever national rankings peaking at No. 13 in the BCS standings in November. That year, they became just the second Big East team ever to go 7-0 at home and defeat three teams at home that were ranked in the top-10 during the season.

Off the field, just as he is doing at Maryland, Edsall's teams were strong in the classroom as well. In 2007, 2008 and 2009, UConn was recognized by the American Football Coaches Association for its high graduation rate. In 2003, UConn was the only public Division I-A school to graduate at least 90 percent of its football players and in 2005, it was one of only eight schools to both graduate 70 percent and win a bowl game.

When Edsall was named the head coach at Connecticut on December 21, 1998 he brought 19 years of coaching experience with him. He earned the job at Connecticut after a year as the defensive coordinator at Georgia Tech where the 14th-ranked Yellow Jackets went 9-2.

Prior to his season at Georgia Tech, Edsall spent three seasons under two-time Super Bowl Champion coach Tom Coughlin as the secondary coach for the NFL's Jacksonville Jaguars. During his time in Jacksonville, the expansion Jaguars reached the playoffs twice, including a berth in the 1996 AFC Championship Game.

Edsall began his coaching career in 1980 at his alma mater, Syracuse University. The former quarterback at Syracuse started as a graduate assistant (1980-82) before joining the staff in 1983 overseeing the running backs under head coach Dick MacPherson. Edsall oversaw the running backs for three years (1983-84 and 1986) and oversaw the tight ends in 1985 before making the switch to defense.

He coached the Syracuse defensive backs from 1987-90 and during that time the Orangemen were ranked among the Division I-A leaders in pass defense. After the 1990 season, Tom Coughlin, then coach of Boston College, hired Edsall to coach the defensive backs at BC.

The Edsall File

Full Name	Randy Douglas Edsall
Date of Birth	August 27, 1958
Hometown	Glen Rock, Pa.
Alma Mater	Syracuse, '80
Family	Wife, Eileen; Daughter, Alexi; Son, Corey
Playing Experience	Quarterback at Syracuse
Years in Coaching (College)	35 (31)

Coaching Experience

Maryland

2011- Head Coach

Connecticut

1999-2010 Head Coach

Georgia Tech

1998 Assistant Coach - Defensive Coordinator/Defensive Backs

Jacksonville Jaguars (NFL)

1994-97 Assistant Coach - Defensive Backs

Boston College

1991-93 Assistant Coach - Defensive Backs

Syracuse

1989-90	Assistant Coach - Recruiting Coordinator/Defensive Backs
1987-88	Assistant Coach - Defensive Backs
1986	Assistant Coach - Running Backs
1985	Assistant Coach - Tight Ends
1983-84	Assistant Coach - Running Backs
1980-82	Graduate Assistant

Edsall was a three-year letter winner in football, basketball and baseball at Susquehannock High School (Pa.) and was an all-state selection in all three sports as a senior, which led to induction into the York Area Sports Hall of Fame.

At Syracuse, he earned a bachelor's degree in physical education in 1980 and a master's degree in health and physical education in 1982.

Edsall and his wife, Eileen met at Syracuse University where she was a basketball and volleyball standout who was later inducted into the Syracuse University Hall of Fame. They have a daughter, Alexi and a son, Corey.

MARYLAND COACHING STAFF

OFFENSE



MIKE LOCKSLEY (Booth)
 Offensive Coordinator/Quarterbacks
 5th Year (10th overall) at Maryland (Towson, 1992)

- Offense averaged 28.5 points for first time in four seasons in 2014.
- Former quarterback C.J. Brown was responsible for 58 TDs in career - most in Maryland history.
- Named a top-25 recruiter by Rivals.com five times.



JOHN DUNN (Booth)
 Tight Ends/Recruiting Coordinators
 Fifth Year at Maryland (North Carolina, 05)

- Helped bring in a top-35 recruiting class in two of the last four years.
- Played quarterback and tight end at UNC.
- Served as a grad assistant at LSU prior to time at Maryland.



GREG STUDRAWA (Field)
 Offensive Line
 Second Year at Maryland (Bowling Green State, 1987)

- 26 years of collegiate coaching experience.
- Coached seven seasons at LSU including two as offensive coordinator before coming to UMD.
- Helped LSU to a national title and five SEC titles.
- Coached eight All-SEC performers and two All-Americans.



KEENAN MCCARDELL (Field)
 Wide Receivers
 Second Year at Maryland (UNLV, 1991)

- Spent 19 seasons in the NFL, 17 as a player.
- Two-time Pro Bowl selection and Super Bowl Champion.
- Coached the WRs for the Washington Redskins in 2010 and 2011.



TERRY RICHARDSON (Field)
 Running Backs
 First Year at Maryland (Syracuse, 1994)

- Spent four season in NFL as running back with Cincinnati, Philadelphia, Kansas City and Philadelphia.
- Coached RBs for Jacksonville Jaguars from 2013-14.
- RB coach under Randy Edsall at UConn from 1999-2010.

DEFENSE



KEITH DUDZINSKI (Field)
 Defensive Coordinator/Inside Linebackers
 Fifth Year at Maryland (New Haven, 1991)

- Named defensive coord. prior to 2015 season.
- Has coached five All-Americans in his career.
- Helped UMass reached the FCS title game in 2006.
- Led Minutemen defense that led the nation in scoring defense in 2005.



LYNDON JOHNSON (Booth)
 Assistant Head Coach/Outside Linebackers
 Fifth Year at Maryland (Connecticut, 1992)

- Is in his 15th season with head coach Randy Edsall.
- Helped Yannick Ngakoue earn All-Big Ten in 2014.
- Named assistant head coach prior to the 2014 season.



CHAD WILT (Field)
 Defensive Line
 Second Year at Maryland (Taylor, 1991)

- Coached Darius Kilgo in 2014 - 6th rd pick by Denver Broncos.
- Spent 2011-13 at Ball State as DL coach.
- Coached five All-Americans at Liberty from 2006-08.



DARRELL PERKINS (Booth)
 Defensive Backs
 First Year at Maryland (Wyoming, 1990)

- In 2014, spent season as cornerbacks coach at Old Dominion University.
- Coached at UConn from 2010-13 as defensive backs coach - under Randy Edsall in 2010.

THE BIG TEN CONFERENCE 2015 STANDINGS

EAST DIVISION	BIG TEN						OVERALL						Nu	Div.	Streak
	W	L	For	Opp	Hm	Rd	W	L	For	Opp	Hm	Rd			
Penn State	1	0	28	3	1-0	0-0	2	1	65	44	2-0	0-1	0-0	1-0	Won 2
Indiana	0	0	0	0	0-0	0-0	3	0	122	104	3-0	0-0	0-0	0-0	Won 3
Michigan State	0	0	0	0	0-0	0-0	3	0	103	73	2-0	1-0	0-0	0-0	Won 3
Ohio State	0	0	0	0	0-0	0-0	3	0	100	37	2-0	1-0	0-0	0-0	Won 3
Maryland	0	0	0	0	0-0	0-0	2	1	112	86	2-1	0-0	0-0	0-0	Won 1
Michigan	0	0	0	0	0-0	0-0	2	1	80	38	2-0	0-1	0-0	0-0	Won 2
Rutgers	0	1	3	28	0-0	0-1	1	2	100	78	1-1	0-1	0-0	0-1	Lost 2

WEST DIVISION	W	L	For	Opp	Hm	Rd	W	L	For	Opp	Hm	Rd	Nu	Div.	Streak
Iowa	0	0	0	0	0-0	0-0	3	0	89	55	1-0	1-0	0-0	0-0	Won 3
Northwestern	0	0	0	0	0-0	0-0	3	0	76	16	2-0	0-0	0-0	0-0	Won 3
Illinois	0	0	0	0	0-0	0-0	2	1	110	51	2-0	0-0	0-0	0-0	Lost 1
Wisconsin	0	0	0	0	0-0	0-0	2	1	103	38	1-0	0-1	0-0	0-0	Won 2
Minnesota	0	0	0	0	0-0	0-0	2	1	50	50	0-1	1-0	0-0	0-0	Won 2
Nebraska	0	0	0	0	0-0	0-0	1	2	109	78	1-1	0-0	0-0	0-0	Lost 1
Purdue	0	0	0	0	0-0	0-0	1	2	93	106	1-0	0-1	0-0	0-0	Lost 1

THIS WEEK IN THE BIG TEN

WEEK 4 SCHEDULE

Saturday, September 26

Kansas at Rutgers (BTN)	Noon
Southern Mississippi at Nebraska (ESPNews)	Noon
Bowling Green at Purdue (BTN)	Noon
BYU at Michigan (ABC)	Noon
Central Michigan at Michigan State (BTN)	Noon
Indiana at Wake Forest (ESPN3)	12:30 pm
Maryland at West Virginia (FS1)	3 pm
North Texas at Iowa (ESPNU)	3:30 pm
San Diego State at Penn State (BTN)	3:30 pm
Ohio at Minnesota (BTN)	3:30 pm
Western Michigan at Ohio State (ABC/ESPN2)	3:30 pm
Middle Tennessee at Illinois (ESPNews)	4 pm
Hawaii at Wisconsin (BTN)	8 pm
Ball State at Northwestern (BTN)	8 pm

2015 BIG TEN PLAYERS OF THE WEEK

Specialist of the Week William Likely, Week 1

2015 NATIONAL WEEKLY HONORS

Lou Groza Star of the Week Brad Craddock, Week 1

Paul Hornung Honor Roll William Likely, Week 1
William Likely, Week 3

MARYLAND'S RECORD WHEN...

MD's Record In...

September	2-1
October	0-0
November	0-0

MD's Conference Record...

At home	0-0
On the road	0-0
Neutral	0-0

MD's Non-Conference Record...

At home	2-1
On the road	0-0
Neutral	0-0

MD vs. Ranked Teams...

At home	0-0
On the road	0-0
Neutral	0-0

MD's Record in Games...

Decided by 1-3 points	0-0
4-7 points	0-0
8-10 points	0-0
11-19 points	1-0
20-29 points	0-1
30+ points	1-1

MD's Record When Scoring...

10 or fewer points	0-0
11-19 points	0-0
20-29 points	0-1
30+ points	2-0

MD's Record When Allowing...

10 or fewer points	0-0
11-19 points	1-0
20-29 points	1-0
30+ points	0-1

MD's Record in Games...

During the day	2-1
At night	0-0
Scoring first	1-1
Opponent scores first	1-0
Leading after the 1st quarter	2-1
Trailing after the 1st quarter	0-0
Tied after the 1st quarter	0-0
Leading at halftime	2-1
Trailing at halftime	0-0
Tied at halftime	0-0
Leading after the 3rd quarter	2-0
Trailing after the 3rd quarter	0-0
Tied after the 3rd quarter	0-1
In overtime	0-0

MD's Record When...

100-yard rusher	1-0
100-yard receiver	1-0
300-yard passer	0-0
Less than 300 yards total offense	0-0
300-399 yards total offense	0-1
400-499 yards total offense	2-0
500+ yards total offense	0-0
Committing fewer turnovers	0-0
Committing more turnovers	2-1
Turnovers are equal	0-0
No turnovers committed	0-0

MD's Record When Allowing...

100-yard rusher	0-1
100-yard receiver	0-1
300-yard passer	0-1
Less than 300 yards total offense	1-0
300-399 yards total offense	1-0
400-499 yards total offense	0-0
500+ yards total offense	0-1



The Last Time ...

Kickoff Returned for TD

Maryland – William Likely (100 yards) vs. Stanford, 12-30-14
Opponent – Sammy Watkins (89 yards), Clemson, 10-15-11

Blocked Punt Returned for TD

Maryland – Avery Thompson (0 yards) at USF, 09-06-14
Opponent – David Carter (10 yards), W. Virginia, 09-19-98

Punt Returned for TD

Maryland – William Likely (85 yards) vs. Bowling Green, 09-12-15
Opponent – Nick Williams (58 yards), Connecticut, 09-17-12

Interception Returned for TD

Maryland – William Likely (45 yards) vs. Iowa, 10-18-14
Opponent – RJ Williamson (22 yards), Michigan State, 11-15-14

Two Interceptions Returned for TD

Maryland – Ryan Donohue (25 yards), Kenny Tate (8 yards), vs. Wake Forest, 10-30-10
Opponent – N/A

Fumble Returned for TD

Maryland – Dexter McDougle (66 yards), NC State, 11-26-11
Opponent – Auggie Sanchez (21 yards), USF, 09-06-14

Recorded a Safety

Maryland – at Connecticut, 09-14-13 (M. Whitfield forces intentional grounding on Connecticut quarterback Chandler Whitmer)
Opponent – West Virginia, 9-13-14 (Blocked punt rolled through the back of the end zone)

Blocked a Punt

Maryland – Anthony Nixon at Syracuse, 09-20-14
Opponent – Jarrod Harper, West Virginia, 09-13-14

Blocked Two Punts

Maryland – LaQuan Williams and Nick Peterson vs. Wake Forest, 10-30-10
Opponent – N/A

Blocked a Field Goal

Maryland – Darius Kilgo vs. West Virginia, 9-13-14
Opponent – Markus Kuhn, NC State, 11-26-11

Blocked a PAT

Maryland – Marcus Whitfield vs. Boston College, 11-23-13
Opponent – Antoni Allison, East Carolina, 12-29-10

Player Passed for 6 TDs

Maryland – None
Opponent – Matt Johnson (5, 58, 5, 27, 44, 14), vs. Bowling Green, 09-12-15

Player Scored 5 TDs

Maryland – Bob Shemonski (22 rush, 26 rush, 82 PR, 4 rush, 8 rush) vs. Va. Tech, 11-07-50
Opponent – Bernard Pierce (1 rush, 9 rush, 4 rush, 44 rush, 13 rush) vs. Temple, 09-24-11

Player Passed for 5 TDs

Maryland – Scott Milanovich (5, 14, 27, 5, 12) vs. NC State, 11-5-94
Opponent – Matt Johnson (5, 58, 5, 27, 44, 14), vs. Bowling Green, 09-12-15

Player Scored 4 TDs

Maryland – D.J. Adams (1 rush, 1 rush, 1 rush, 4 rush) vs. East Carolina, 12-29-10
Opponent – Bernard Pierce (1 rush, 9 rush, 4 rush, 44 rush, 13 rush) vs. Temple, 09-24-11

Player Scored 4 Rushing TDs

Maryland – D.J. Adams (1, 1, 1, 4) vs. East Carolina, 12-29-10
Opponent – Bernard Pierce (1 rush, 9 rush, 4 rush, 44 rush, 13 rush) vs. Temple, 09-24-11

Player Passed for 4 TDs

Maryland – Caleb Rowe (1, 70, 12, 22) vs. USF, 09-19-15
Opponent – Matt Johnson (5, 58, 5, 27, 44, 14), vs. Bowling Green, 09-12-15

Player Scored 3 TDs

Maryland – C.J. Brown (11 rush, 8 rush, 2 rush) vs. James Madison, 08-30-14
Opponent – Melvin Gordon (6 rush, 1 rush, 3 rush), Wisconsin, 10-25-14

Player Scored 3 Rushing TDs

Maryland – C.J. Brown (11, 8, 2) vs. James Madison, 08-30-14
Opponent – R. Wright (1 rush, 3 rush, 1 rush), Wisconsin, 12-30-14

Player Passed for 3 TDs

Maryland – Caleb Rowe (1, 70, 12, 22) vs. USF, 09-19-15
Opponent – Matt Johnson (5, 58, 5, 27, 44, 14), vs. Bowling Green, 09-12-15

Player Scored 3 Receiving TDs

Maryland – Torrey Smith (11, 10, 12, 71) vs. NC State, 11-27-10
Opponent – Tavon Austin (44, 24, 34) vs. West Virginia, 09-22-12

Three Players Scored 2 TDs

Maryland – Jermaine Lewis (5 rec, 27 rec), Mancel Johnson (14 rec, 12 rec), Geroy Simon (94 KOR, 5 rec) vs. NC State, 11-05-94
Opponent – Kelvin Benjamin (1 rush, 17 rush), Nick O'Leary (8 rec, 12 rec.), Karlos Williams (1 run, 17 run), Florida State, 10-05-13

Two Players Scored 2 TDs

Maryland – D.J. Adams (1 rush, 1 rush, 1 rush, 4 rush), Da'Rel Scott (61 rush, 91 rush) vs. East Carolina, 12-29-10
Opponent – R. Wright (1 rush, 3 rush, 1 rush), D. Cajuste (8 pass, 9 pass), Stanford, 12-30-14

Touchdown Pass By a Non-Quarterback

Maryland – Stefan Diggs, 8-yarder to Matt Furstenburg, at North Carolina, 11-24-12
Opponent – Michael Campanaro, 4-yarder to Tanner Price, Wake Forest, 10-19-13

50-Yd. Field Goal

Maryland – Brad Craddock (50 yards) vs. Rutgers, 11-29-14
Opponent – Griffin Oakes (58 yards), Indiana, 09-27-14

45-Yd. Field Goal

Maryland – Brad Craddock (57 yards) vs. Ohio State, 10-04-14
Opponent – Sam Ficken (48 yards), Penn State, 11-01-14

Five Field Goals

Maryland – Dale Castro (45, 29, 18, 32, 42) vs. Mississippi State, 09-22-79
Opponent – Nicholas Setta (51, 32, 18, 46, 24), Notre Dame, 08-31-02

Four Field Goals

Maryland – Nick Ferrara (24, 29, 28, 32) vs. Miami, 09-05-11
Opponent – Sam Ficken (47, 25, 46, 48), Penn State, 11-01-14

Three Field Goals

Maryland – Brad Craddock (34, 31, 30) vs. Richmond, 09-05-15
Opponent – Matt Wile (22, 33, 26), Michigan, 11-22-14

Three Field Goals 45 Yards or More

Maryland – None
Opponent – Sam Ficken (47, 46, 48), Penn State, 11-01-14

Three Field Goals 40 Yards or More

Maryland – None
Opponent – Sam Ficken (47, 46, 48), Penn State, 11-01-14

Two Field Goals 45 Yards or More

Maryland – Brad Craddock (48, 48) at Indiana, 09-27-14
Opponent – Sam Ficken (47, 46, 48), Penn State, 11-01-14

Two Field Goals 40 Yards or More

Maryland – Brad Craddock (48, 48) at Indiana, 09-27-14
Opponent – Sam Ficken (47, 46, 48), Penn State, 11-01-14

Four Field Goals 30 Yards or More

Maryland – Nick Novak (54, 34, 31, 48) vs. Duke, 10-11-03
Opponent – None

Three Field Goals 30 Yards or More

Maryland – Brad Craddock (34, 31, 30) vs. Richmond, 09-05-15
Opponent – Sam Ficken (47, 46, 48), Penn State, 11-01-14

Two-Point Conversion by Rush

Maryland – Davin Meggett vs. West Virginia, 09-17-11
Opponent – Drew Dudzik, James Madison, 09-12-09

Two-Point Conversion by Pass

Maryland – C.J. Brown to Derrick Hayward vs. Michigan State, 11-15-14
Opponent – Chandler Whitmer to Jeremy Davis, at Connecticut, 09-14-13

Missed PAT (kick)

Maryland – Brad Craddock vs. Richmond, 09-05-15
Opponent – David Scully, Georgia Tech, 11-3-12

Defensive Extra-Point

Maryland – Anthony Nixon (98-yd. PAT return) vs. Boston College, 11-23-13
Opponent – L. Grant (100-yd. Interception return), Duke, 10-26-96

40 Rushing Attempts

Maryland – Charlie Wysocki (50-217) at Duke, 10-25-80
Opponent – Montel Harris (41-142), Boston College, 11-28-09

30 Rushing Attempts

Maryland – Lance Ball (32-109), vs. Boston College, 11-10-07
Opponent – Andre Williams (32-263), Boston College, 11-23-13

30 Rushing Attempts in One Half

Maryland – Charlie Wysocki (32) at Duke, 10-25-80

300 Rushing Yards

Maryland – LaMont Jordan (37-306) vs. Virginia, 11-20-99
Opponent – John Leach (46-329), Wake Forest, 11-20-93

200 Rushing Yards

Maryland – Da'Rel Scott (13-201) vs. East Carolina, 12-29-10
Opponent – Andre Williams (32-263), Boston College, 11-23-13

150 Rushing Yards

Maryland – Brandon Ross (18-150) vs. Richmond, 09-05-15
Opponent – Terrel Hunt (23-156), Syracuse, 09-20-14

100 Rushing Yards

Maryland – Brandon Ross (18-150) vs. Richmond, 09-05-15
Opponent – Fred Coppet (15-109) vs. Bowling Green, 09-12-15

100 Rushing Yards by a Quarterback

Maryland – C.J. Brown (13-107) vs. Rutgers, 11-29-14
Opponent – Terrel Hunt (23-156), Syracuse, 09-20-14

Two Players with 100 Rushing Yards

Maryland – Brandon Ross (108) and C.J. Brown (107) vs. Rutgers, 11-29-14
Opponent – Yvenson Bernard (177) and James Rodgers (115), Oregon State, 12-28-07

Three Players with 100 Rushing Yards

Maryland – Richard Jennings (136), Steve Atkins (126) and Jamie Franklin (105) vs. Virginia, 11-22-75

90-Yd. TD Run

Maryland – Da'Rel Scott (91) vs. East Carolina, 12-29-10

80-Yd. TD Run

Maryland – Da'Rel Scott (91) vs. East Carolina, 12-29-10

75-Yd. TD Run

Maryland – C.J. Brown (75) vs. West Virginia, 9-13-14

75-Yd. Non-Scoring Run

Maryland – Darrius Heyward-Bey (76), at Clemson, 09-27-08

50-Yd. Non-Scoring Run

Maryland – C.J. Brown (64) vs. FIU, 08-31-13
Opponent – Joe Kerridge (52), Michigan, 11-22-14

50-Yd. TD Run

Maryland – C.J. Brown (75) vs. West Virginia, 9-13-14
Opponent – Tanner McEvoy (60), Wisconsin, 10-25-14

50 Pass Attempts

Maryland – Danny O'Brien (34-52-3, 289, 1 TD) vs. West Virginia, 09-17-11
Opponent – Matt Johnson (36-55-1, 491, 6 TDs), vs. Bowling Green, 09-12-15

40 Pass Attempts

Maryland – C.J. Brown (20-43-3) vs. Michigan State, 11-15-14
Opponent – Matt Johnson (36-55-1, 491, 6 TDs), vs. Bowling Green, 09-12-15

35 Pass Attempts

Maryland – C.J. Brown (20-43-3) vs. Michigan State, 11-15-14
Opponent – Matt Johnson (36-55-1, 491, 6 TDs), vs. Bowling Green, 09-12-15

40 Pass Completions

Maryland – Scott Milanovich (46-62-1, 380, 1 TD) at Florida St., 11-18-95

30 Pass Completions

Maryland – Danny O'Brien (34-52-3, 289, 1 TD) vs. West Virginia, 09-17-11
Opponent – Matt Johnson (36-55-1, 491, 6 TDs), vs. Bowling Green, 09-12-15

25 Pass Completions

Maryland – Danny O'Brien (34-52-3, 289, 1 TD) vs. West Virginia, 09-17-11
Opponent – Matt Johnson (36-55-1, 491, 6 TDs), vs. Bowling Green, 09-12-15

400 Passing Yards

Maryland – Danny O'Brien (417) vs. NC State, 11-27-10
Opponent – Matt Johnson (491), vs. Bowling Green, 09-12-15

300 Passing Yards

Maryland – Caleb Rowe (332) vs. Virginia, 10-26-13
Opponent – Matt Johnson (491), vs. Bowling Green, 09-12-15

250 Yards Passing

Maryland – Caleb Rowe (297) vs. USF, 09-19-15
Opponent – Matt Johnson (491), vs. Bowling Green, 09-12-15

10 Receptions

Maryland – Stefon Diggs (10-138) vs. Stanford, 12-30-14
Opponent – Roger Lewis (15-200), vs. Bowling Green, 09-12-15

Two Players with 10 Receptions

Maryland – Walt Williams (11-84) and Geroy Simon (10-80) at Syracuse, 11-19-94
Opponent – Kevin White (13-216) and Mario Alford (11-131), West Virginia, 9-13-14

100 Receiving Yards

Maryland – Lavern Jacobs (10-107) vs. USF, 09-19-15
Opponent – Roger Lewis (15-200), vs. Bowling Green, 09-12-15

Two Players with 100 Receiving Yards

Maryland – Stefon Diggs (6-112) and Deon Long (10-108) at Indiana, 09-27-14
Opponent – Lewis (15-200) and Rhodes (2-108) vs. Bowling Green, 09-12-15

Player with 100 Rushing Yards and 100 Receiving Yards

Opponent – Mikell Simpson (Rushing: 16-119; Receiving: 13-152),
Virginia, 10-20-07

Three Players with 100 Receiving Yards

Maryland – Jason Kremus (119), Mancel Johnson (106) and Russ Weaver (105) at Wake Forest, 11-20-93
Opponent – Janarion Grant (8-105), Leonte Carroo (6-104-2), Andre Patton (8-101-2), Rutgers, 11-29-14

200 Receiving Yards

Maryland – Torrey Smith (14-224), NC State, 11-27-10
Opponent – Roger Lewis (15-200), vs. Bowling Green, 09-12-15

90-Yard TD Reception

Maryland – C.J. Brown to Brandon Ross (90) at Syracuse, 09-20-14
Opponent – Shawn Halloran to Troy Stradford (90), Boston College, 10-11-86

80-Yard TD Reception

Maryland – C.J. Brown to Brandon Ross (90) at Syracuse, 09-20-14
Opponent – Josh Padrick to Samuel Smith (89), FIU, 09-23-06

75-Yard Non-Scoring Reception

Maryland – Caleb Rowe to Brandon Ross (77) vs. Virginia, 10-12-13
Opponent – C. Randolph to Jax Landfried (78), Wake Forest, 12-30-02

75-Yard TD Reception

Maryland – C.J. Brown to Brandon Ross (90) at Syracuse, 09-20-14
Opponent – Chandler Whitmer to Shakim Phillips (75), Connecticut, 09-14-13

50-Yard Non-Scoring Reception

Maryland – C.J. Brown to Deon Long (50) vs. Michigan State, 11-15-14
Opponent – Matt Johnson to Robbie Rhodes (64) vs. Bowling Green, 09-12-15

50-Yard TD Reception

Maryland – Caleb Rowe to Taivon Jacobs (70), vs. USF 09-19-15
Opponent – Matt Johnson to Roger Lewis (58) vs. Bowling Green, 09-12-15

Player Recorded 15 or More Tackles

Maryland – Cole Farrand (18) vs. Michigan State, 11-15-14
Opponent – Danzel White (15), Towson, 10-01-11

Player Recorded 20 or More Tackles

Maryland – Cole Farrand (23) vs. Clemson, 10-26-13
Opponent – N/A

Player Recorded 3.0 or More Sacks

Maryland – Yannick Ngakoue (3.0) vs. Bowling Green, 09-12-15
Opponent – Jeremiah Attaochu (3.0) vs. Georgia Tech, 11-3-12

Player Recorded 2.0 or More Sacks

Maryland – Roman Braglio (2.0) vs. USF, 09-19-15
Opponent – J. Vaughters (2.0), Stanford, 12-30-14

Team Gained 300 Rushing Yards

Maryland – vs. Richmond (342), 09-05-15
Opponent – Wisconsin (311), 10-25-14

Team Gained 400 Rushing Yards

Maryland – vs. Virginia (445), 11-20-99
Opponent – Navy (412), 09-06-10

Team Failed to Gain 100 Rushing Yards

Maryland – vs. Stanford (17), 12-30-14
Opponent – Penn State (42), 11-01-14

Team Failed to Gain 50 Rushing Yards

Maryland – vs. Stanford (17), 12-30-14
Opponent – Penn State (42), 11-01-14

Team Failed to Gain 25 Rushing Yards

Maryland – vs. Stanford (17), 12-30-14
Opponent – Boston College (8), 10-27-12

Team Gained 300 Passing Yards

Maryland – at Indiana (361), 09-27-14
Opponent – Bowling Green (491), 09-12-15

Team Gained 400 Passing Yards

Maryland – vs. NC State, (417), 11-27-10
Opponent – Bowling Green (491), 09-12-15

Team Gained 500 Passing Yards

Maryland – N/A
Opponent – West Virginia (511), 9-13-14

Team Failed to Gain 100 Passing Yards

Maryland – at Clemson (41), 11-10-12
Opponent – USF (60), 09-19-15

Team Failed to Gain 50 Passing Yards

Maryland – at Clemson (41), 11-10-12
Opponent – Georgia Tech (31), 11-3-12

Team Gained 400 Yards of Total Offense

Maryland – Richmond (411), 09-19-15
Opponent – Bowling Green (692), 09-12-15

Team Gained 500 Yards of Total Offense

Maryland – at Connecticut (501), 09-14-13
Opponent – Bowling Green (692), 09-12-15

Team Gained 600 Yards of Total Offense

Maryland – at Duke (685), 09-25-04
Opponent – Bowling Green (692), 09-12-15

Team Failed to Gain 200 Yards of Total Offense

Maryland – at Penn State (196), 11-01-14
Opponent – West Virginia (175), 09-21-13

Scored 50 Points or more

Maryland – Richmond (51), 09-05-15
Opponent – Wisconsin (52), 10-25-14

Scored 50 Points or more (Conference Game)

Maryland – vs. Wake Forest (62-14), 10-30-10
Opponent – Wisconsin (52), 10-25-14

Shutout

Maryland – at Florida State (0-63), 10-05-13
Opponent – West Virginia (37-0), 09-21-13

Shutout (Conference Game)

Maryland – at Florida State (0-63), 10-05-13
Opponent – Wake Forest (26-0), 10-18-08

Terps Played in an Overtime Game

at Virginia Tech (W-1 OT, 27-24), 11-16-13
All-time record in overtime games, 5-3 (2-0 at home, 3-3 on the road)

Team Scored 28 Points or More In a Qtr

Maryland – vs. Rutgers (28, 2nd Qtr.), 11-29-14
Opponent – Bowling Green (28, 4th Qtr.), 09-12-15

Team Scored 21 Points or More In a Qtr

Maryland – Richmond (21, 4th Qtr.), 09-05-15
Opponent – Bowling Green (28, 4th Qtr.), 09-12-15

MARYLAND SINGLE GAME, SEASON & CAREER RECORDS

RUSHING RECORDS

Career Yards

1. LaMont Jordan, 1997-00	4,147
2. Charlie Wysocki, 1978-81	3,317
3. Steve Atkins, 1975-78	2,971
4. Lance Ball, 2004-07	2,487
5. Bruce Perry, 1999, 2001-03	2,424
6. Rick Badanjek, 1982-85	2,417
7. Davin Meggett, 2008-11	2,411
8. Da'Rel Scott, 2007-10	2,401
9. Louis Carter, 1972-74	2,266
10. Alvin Blount, 1983-86	2,158
11. Willie Joyner, 1980-83	2,140
12. Josh Allen, 2002-03, 2005-06	1,958
13. Billy Lovett, 1966-68	1,913
14. Ed Modzelewski, 1949-51	1,893
15. Brandon Ross, 2012-	1,813

Season Yards

1. LaMont Jordan (Jr.), 1999	1,632
2. Charlie Wysocki (Jr.), 1980	1,359
3. Steve Atkins (Sr.), 1978	1,261
4. Bruce Perry (So.), 2001	1,242
5. Chris Downs (Sr.), 2002	1,154
6. Charlie Wysocki (So.), 1979	1,140
7. Da'Rel Scott (So.), 2008	1,133
8. Willie Joyner (Jr.), 1982	1,039
9. Louis Carter (Sr.), 1974	991
10. Billy Lovett (Sr.), 1968	963
11. Art Seymore (So.), 1970	945
12. Josh Allen (So.), 2003	922
13. LaMont Jordan (Sr.), 2000	920
14. Willie Joyner (Sr.), 1983	908
15. LaMont Jordan (So.), 1998	906

Single-Game Yards

1. LaMont Jordan vs. Virginia, 1999	306
2. Bruce Perry vs. Wake Forest, 2001	276
3. Josh Allen vs. Virginia, 2003	257
4. Willie Joyner vs. No. Carolina, 1982	240
5. Bruce Perry vs. Wake Forest, 2003	237
George Scott vs. Villanova, 1977	237
7. LaMont Jordan vs. Duke, 1999	227
8. Charlie Wysocki vs. Louisville, 1979	222
9. Rick Badanjek vs. Virginia, 1984	217
10. Charlie Wysocki vs. Duke, 1980	216
11. Steve Atkins vs. Syracuse, 1976	215
12. Alvin Blount vs. Clemson, 1984	214
13. Louis Carter vs. Virginia, 1974	213
14. Chris Downs vs. Georgia Tech, 2002	212
15. Charlie Wysocki vs. Virginia, 1979	202

Career Touchdowns

1. Rick Badanjek, 1982-85	44
2. LaMont Jordan, 1997-2000	36
3. Steve Atkins, 1975-78	31
4. Lance Ball, 2004-07	26
Charlie Wysocki, 1978-81	26
6. Louis Carter, 1972-74	25
C.J. Brown, 2011-14	25
8. Josh Allen, 2002-03, 2005-06	21
Ed Modzelewski, 1949-51	21
10. Keon Lattimore, 2004-07	19
Buddy Rodgers, 1994-97	19
12. Davin Meggett, 2008-11	18
Tommy Neal, 1983-86	18
Ed Vereb, 1953-55	18
Bob Shemonski, 1949-51	18
Da'Rel Scott, 2007-10	17
Bruce Perry, 1999, 2001-2003	17

Season Touchdowns

1. LaMont Jordan (Jr.), 1999	16
2. Rick Badanjek (Jr.), 1984	15
Bob Shemonski (Jr.), 1950	15
4. Louis Carter (Jr.), 1973	14
Ed Vereb (Sr.), 1955	14
6. Keon Lattimore (Sr.), 2007	13
Chris Downs (Sr.), 2002	13
8. C.J. Brown (Sr.), 2013	12
Lance Ball (Sr.), 2007	12
Rick Badanjek (Sr.), 1985	12
11. D.J. Adams (Fr.), 2010	11
LaMont Jordan (Sr.), 2000	11
Charlie Wysocki (Jr.), 1980	11
Ed Modzelewski (Sr.), 1951	11
Lu Gambino (Sr.), 1947	11

Single-Game Touchdowns

1. Bob Shemonski vs. Va. Tech, 1950	5
2. D.J. Adams vs. East Carolina, 2010	4
Chris Downs vs. North Carolina, 2002	4
LaMont Jordan vs. Clemson, 1999	4
Charlie Wysocki vs. Virginia, 1981	4
6. C.J. Brown vs. James Madison, 2014	3
C.J. Brown vs. NC State, 2013	3
D.J. Adams vs. Virginia, 2010	3
Lance Ball vs. Georgia Tech, 2007	3
Keon Lattimore vs. Villanova, 2007	3
Chris Downs vs. Georgia Tech, 2002	3
Bruce Perry vs. E. Michigan, 2001	3
LaMont Jordan vs. Middle Tennessee State, 2000	3
LaMont Jordan vs. Western Carolina, 1999	3
Rick Badanjek vs. No. Carolina, 1984	3
Rick Badanjek vs. NC State, 1984	3
John Nash vs. Wake Forest, 1982	3
Steve Atkins vs. Duke, 1978	3
George Scott vs. Villanova, 1977	3
Steve Atkins vs. Duke, 1977	3
Steve Atkins vs. Syracuse, 1977	3
Louis Carter vs. Clemson, 1973	3
Dennis O'Hara vs. Wake Forest, 1969	3
Dennis Condie vs. Virginia, 1960	3
Jim Joyce vs. Virginia, 1959	3
John Forbes vs. Miami, 1958	3

PASSING RECORDS

Career Completions

1. Scott Milanovich, 1992-95	650
2. Chris Turner, 2007-09	547
3. Boomer Esiason, 1981-83	461
4. C.J. Brown, 2011-14	437
5. Sam Hollenbach, 2003-06	417
6. Neil O'Donnell, 1987-89	387
7. Dan Henning, 1985-87	353
8. Brian Cummings, 1994-97	344
9. Danny O'Brien, 2010-11	342
10. Scott McBrien, 2002-03	335
11. John Kaleo, 1991-92	305
12. Dick Shiner, 1961-63	287
13. Shaun Hill, 2000-01	270
Scott Zolak, 1988-90	270
15. Stan Gelbaugh, 1981-85	251

Season Completions

1. John Kaleo (Sr.), 1992	286
2. Scott Milanovich (So.), 1993	279
3. Scott Milanovich (Jr.), 1994	229
4. Scott Zolak (Sr.), 1990	225
5. Chris Turner (Jr.), 2008	214
6. Sam Hollenbach (Sr.), 2006	203
7. Shaun Hill (Sr.), 2001	197
8. Dan Henning (Jr.), 1986	196
9. Danny O'Brien (Fr.), 2010	192
Sam Hollenbach (Jr.), 2005	192
11. C.J. Brown (Gr.), 2014	189
12. Chris Turner (Sr.), 2009	180
13. Boomer Esiason (Jr.), 1982	176
14. Scott McBrien (Sr.), 2003	173
15. C.J. Brown (Sr.), 2013	166
Stan Gelbaugh (Sr.), 1985	166

Single-Game Completions

1. Scott Milanovich vs. Florida St., 1995	46
2. Scott Milanovich vs. Wake Forest, 1993	37
3. Scott Milanovich vs. Syracuse, 1994	35
Scott Milanovich vs. W. Virginia, 1993	35
5. Danny O'Brien vs. W. Virginia, 2011	34
Scott Milanovich vs. No. Carolina, 1993	34
7. Danny O'Brien vs. NC State, 2010	33
Chris Turner vs. Boston College, 2008	33
9. Scott Milanovich vs. Wake Forest, 1995	32
Scott Milanovich vs. Virginia, 1994	32
Scott Milanovich vs. NC State, 1994	32
John Kaleo vs. Virginia, 1992	32
13. Danny O'Brien vs. Miami, 2011	31
John Kaleo vs. No. Carolina, 1992	31

MARYLAND SINGLE GAME, SEASON & CAREER RECORDS

Career Yards

1. Scott Milanovich, 1992-95	7,301
2. Chris Turner, 2007-09	6,543
3. Boomer Esiason, 1981-83	6,259
4. C.J. Brown, 2011-14	5,372
5. Scott McBrien, 2002-2003	5,169
6. Sam Hollenbach, 2003-06	5,139
7. Neil O'Donnell, 1987-89	4,989
8. Dan Henning, 1985-87	4,560
9. Danny O'Brien, 2010-11	4,086
10. Brian Cummings, 1994-97	4,080
11. John Kaleo, 1991-92	3,660
12. Stan Gelbaugh, 1981-85	3,659
13. Dick Shiner, 1961-63	3,410
14. Bob Avellini, 1972-74	3,222
15. Shaun Hill, 2000-01	3,159
16. Scott Zolak, 1988-90	3,124

Season Yards

1. Scott Milanovich (So.), 1993	3,499
2. John Kaleo (Sr.), 1992	3,392
3. Dan Henning (Jr.), 1986	2,725
4. Scott McBrien (Sr.), 2003	2,672
5. Scott Zolak (Sr.), 1990	2,589
6. Sam Hollenbach (Jr.), 2005	2,539
7. Chris Turner (Jr.), 2008	2,516
8. Scott McBrien (Jr.), 2002	2,497
9. Stan Gelbaugh (Sr.), 1985	2,475
10. Danny O'Brien (Fr.), 2010	2,438
11. Scott Milanovich (Jr.), 1994	2,394
12. Shaun Hill (Sr.), 2001	2,380
13. Sam Hollenbach (Sr.), 2006	2,371
14. Boomer Esiason (Sr.), 1983	2,322
15. Boomer Esiason (Jr.), 1982	2,302
16. C.J. Brown (Sr.), 2013	2,288

Single-Game Yards

1. Scott Milanovich vs. Va. Tech, 1993	498
2. Scott Milanovich vs. W. Virginia, 1993	451
3. John Kaleo vs. Clemson, 1992	418
4. Danny O'Brien vs. NC State, 2010	417
5. Scott Milanovich vs. Wake Forest, 1993	416
6. John Kaleo vs. Pittsburgh, 1992	415
7. Scott Milanovich vs. Duke, 1993	414
8. Scott Milanovich vs. No. Carolina, 1993	405
John Kaleo vs. Wake Forest, 1992	405
10. Scott McBrien vs. West Virginia (Gator Bowl), 2004	381
11. Scott Milanovich vs. Florida St., 1995	380

Career Touchdowns

1. Scott Milanovich, 1992-95	49
2. Boomer Esiason, 1981-83	42
3. Scott McBrien, 2002-2003	34
4. C.J. Brown, 2011-	33
5. Chris Turner, 2007-09	30
6. Danny O'Brien, 2010-11	29
7. Sam Hollenbach, 2003-06	28
8. Neil O'Donnell, 1987-89	26
9. Dan Henning, 1985-87	24
Alan Pastrana, 1965-68	23
11. Brian Cummings, 1994-97	22
Jack Scarbath, 1950-52	22
Dick Shiner, 1961-63	21
14. Stan Gelbaugh, 1981-85	20
15. Shaun Hill, 2000-01	19

Season Touchdowns

1. Scott Milanovich (So.), 1993	26
2. Danny O'Brien (Fr.) 2010	22
3. Scott Milanovich (Jr.), 1994	20
4. Scott McBrien (Sr.), 2003	19
5. Boomer Esiason (Jr.), 1982	18
6. John Kaleo (Sr.), 1992	17
Alan Pastrana (Jr.), 1966	17
8. Sam Hollenbach (Sr.), 2006	15
Scott McBrien (Jr.), 2002	15
Dan Henning (Jr.), 1986	15
Stan Gelbaugh (Sr.), 1985	15
Boomer Esiason (Sr.), 1983	15
13. C.J. Brown (Gr.), 2014	13
C.J. Brown (Sr.), 2013	13
Chris Turner (Jr.), 2008	13
Shaun Hill (Sr.), 2001	13
Sam Hollenbach (Jr.), 2005	13

Single-Game Touchdowns

1. Scott Milanovich vs. NC State, 1994	5
Scott Milanovich vs. Wake Forest, 1993	5
Scott Milanovich vs. W. Virginia, 1993	5
Scott Milanovich vs. No. Carolina, 1993	5
John Kaleo vs. Clemson, 1992	5
6. Caleb Rowe vs. USF, 2015	4
Danny O'Brien vs. NC State, 2010	4
Danny O'Brien vs. Wake Forest, 2010	4
Joel Statham vs. Duke, 2004	4
Scott McBrien vs. North Carolina, 2003	4
Scott Milanovich vs. Ga. Tech, 1994	4
Scott Milanovich vs. Va. Tech, 1993	4
Mark Manges vs. Villanova, 1975	4

RECEIVING RECORDS

Career Receptions

1. Jermaine Lewis, 1992-95	193
2. Geroy Simon, 1993-96	185
3. Torrey Smith, 2008-10	152
4. Stefon Diggs, 2012-	150
5. Darrius Heyward-Bey, 2006-08	138
6. Frank Wycheck, 1990-92	134
7. Russ Weaver, 1992-94	120
8. Guillian Gary, 1998-2001	113
9. Azizuddin Abdur-Ra'ooof, 1984-87	108
10. Barry Johnson, 1987-90	106
11. Ferrell Edmunds, 1984-87	101
Marcus Badgett, 1989-92	100
Frank Russell, 1972-74	100
14. Greg Hill, 1982-84	97
15. Mancel Johnson, 1993-96	94

Season Receptions

1. Geroy Simon (So.), 1994	77
2. Marcus Badgett (Sr.), 1992	75
3. Russ Weaver (Jr.), 1993	69
4. Torrey Smith (Jr.), 2010	67
5. Jermaine Lewis (Sr.), 1995	66
6. Stefon Diggs (Jr.), 2014	62
7. Torrey Smith (So.), 2009	61
8. Frank Wycheck (Fr.), 1990	58
9. Richie Harris (Sr.), 1992	56
10. Stefon Diggs (Fr.), 2012	54
Geroy Simon (Jr.), 1995	54
12. Jermaine Lewis (So.), 1993	52
Dan Prunzik (Sr.), 1992	52
14. Darrius Heyward-Bey (So.), 2007	51
Vernon Davis (Jr.), 2005	51
Allen Williams (Sr.), 1994	51
Greg Hill (Sr.), 1984	51

Single-Game Receptions

1. Geroy Simon vs. Florida St., 1995	16
2. Torrey Smith vs. NC State, 2010	14
Russ Weaver vs. Wake Forest, 1993	14
Frank Wycheck vs. Va. Tech, 1990	14
5. Jermaine Lewis vs. Ga. Tech, 1995	13
6. Frank Wycheck vs. NC State, 1990	12
7. Darrius Heyward-Bey vs. Wake Forest, 2008	11
Jermaine Lewis vs. NC State, 1995	11
Allen Williams vs. Syracuse, 1994	11
Geroy Simon vs. W. Virginia, 1994	11
Marcus Badgett vs. Wake Forest, 1992	11
Marcus Badgett vs. Pittsburgh, 1992	11
John Tice vs. Clemson, 1982	11
Stefon Diggs vs. Boston College, 2012	11

MARYLAND SINGLE GAME, SEASON & CAREER RECORDS

Career Yards

1. Jermaine Lewis, 1992-95	2,932
2. Stefon Diggs, 2012-14	2,227
3. Torrey Smith, 2008-10	2,215
4. Darrius Heyward-Bey, 2006-08	2,089
5. Geroy Simon, 1993-96	2,059
6. Azizuddin Abdur-Ra'ouf, 1984-87	1,895
7. Marcus Badgett, 1989-92	1,748
Barry Johnson, 1987-90	1,721
Greg Hill, 1982-84	1,721
10. Ferrell Edmunds, 1984-87	1,641
11. Guilian Gary, 1998-2001	1,552
12. James Milling, 1984-87	1,446
13. Russell Davis, 1981-83	1,408
14. Vernon Davis, 2003-05	1,371
15. Frank Russell, 1972-74	1,344

Season Yards

1. Marcus Badgett (Sr.), 1992	1,240
2. Torrey Smith (Jr.), 2010	1,055
3. Jermaine Lewis (So.), 1993	957
4. Jermaine Lewis (Sr.), 1995	937
5. Geroy Simon (So.), 1994	891
6. Vernon Davis (Jr.), 2005	871
7. Stefon Diggs (Fr.), 2012	848
8. Torrey Smith (So.), 2009	824
9. Greg Hill (Sr.), 1984	820
10. Stefon Diggs (Jr.), 2014	792
11. Darrius Heyward-Bey, (So.), 2007	786
12. Guilian Gary (Sr.), 2001	727
13. Darrius Heyward-Bey (Fr.), 2006	694
14. Jermaine Lewis (Jr.), 1994	692
15. Barry Johnson (Jr.), 1989	689

Single-Game Yardage

1. Marcus Badgett vs. Pittsburgh, 1992	251
2. Jermaine Lewis vs. No. Carolina, 1993	250
3. Torrey Smith vs. NC State, 2010	224
4. James Milling vs. No. Carolina, 1986	220
5. Marcus Badgett vs. Duke, 1992	218
6. Jermaine Lewis vs. Duke, 1995	205
7. Jermaine Lewis vs. Ga. Tech, 1995	189
8. Russell Davis vs. Penn State, 1982	188
9. Marcus Badgett vs. Wake Forest, 1992	187
10. Marcus Badgett vs. Clemson, 1992	184
11. Greg Hill vs. Miami, 1984	182

Career Touchdowns

1. Jermaine Lewis, 1992-95	21
2. Torrey Smith, 2008-10	19
3. Greg Hill, 1982-84	18
4. Stefon Diggs, 2012-	14
5. Darrius Heyward-Bey, 2006-08	13
Guilian Gary, 1998-2001	13
7. Gary Collins, 1959-61	12
8. Marcus Badgett, 1989-92	11
Barry Johnson, 1987-90	11
10. Mancel Jonsson, 1993-96	10
Geroy Simon, 1993-96	10
Azizuddin Abdur-Ra'ouf, 1984-87	10
Ferrell Edmunds, 1984-87	10
Dan Bungori, 1971-73	10
15. Vernon Davis, 2003-05	9
Vernon Joines, 1985-88	9
Mike Lewis, 1979-82	9

Season Touchdowns

1. Torrey Smith (Jr.), 2010	12
2. Jermaine Lewis (Jr.), 1994	9
Marcus Badgett (Sr.), 1992	9
4. Dan Bungori (So.), 1971	8
5. Guilian Gary (Jr.), 2000	7
Jermaine Lewis (So.), 1993	7
Greg Hill (Jr.), 1983	7
Greg Hill (So.), 1982	7
Billy Van Heusen (Jr.), 1966	7
Darryl Hill (Jr.), 1963	7
11. Vernon Davis (Jr.), 2005	6
Latrez Harrison (Sr.), 2003	6
Guilian Gary (Sr.), 2001	6
Barry Johnson (Jr.), 1989	6
James Milling (Jr.), 1986	6
Don Ratliff (Sr.), 1972	6
Stefon Diggs (Fr.), 2012	6

Single-Game Touchdowns

1. Torrey Smith vs. NC State, 2010	4
2. Vernon Davis vs. Duke, 2004	3
Guilian Gary vs. Georgia Tech, 2000	3
Jermaine Lewis vs. W. Virginia, 1993	3
James Milling vs. No. Carolina, 1986	3
6. 37 players	2
(last time: Marcus Leak vs. USF, 9/6/2014)	

DEFENSIVE RECORDS

Career Tackles (since 1969)

1. Eric Wilson, 1981-84	481
2. E.J. Henderson, 1999-2002	473
3. Chuck Faucette, 1983-86	466
4. D'Qwell Jackson, 2002-05	447
5. Ratcliff Thomas, 1993-96	424
6. Eric Barton, 1995-98	417
7. Mike Jarmolowich, 1989-92	414
8. Brad Carr, 1974-77	386
9. Scott Saylor, 1987-89	382
10. Alex Wujciak, 2008-10	381
11. Bruce Palmer, 1976-78	351
12. Aaron Thompson, 1998-2001	348
13. Mike Corvino, 1979-82	347
14. Ted Klaube, 1975-77	344
15. Demetrius Hartsfield, 2009-12	338

Season Tackles (since 1969)

1. Neal Olkewicz (Sr.), 1978	188
2. Ted Klaube (Sr.), 1977	186
3. Eric Wilson (Jr.), 1983	178
4. E.J. Henderson (Sr.), 2002	175
5. Harry Walters (Jr.), 1974	173
6. Kevin Walker (Sr.), 1987	172
7. Eric Wilson (Sr.), 1984	160
8. Eric Barton (Sr.), 1998	159
Brian Matera (Sr.), 1979	159
10. Brad Carr (Jr.), 1976	157
11. Mike Jarmolowich (Jr.), 1991	153
12. Chuck Faucette (Sr.), 1986	151
Bruce Palmer (Sr.), 1978	151
14. E.J. Henderson (Jr.), 2001	150
15. Kevin Benson (Sr.), 1975	149

Career TFL (since 1974)

1. E.J. Henderson, 1999-02	62.5
2. Aaron Thompson, 1998-01	45
3. Andre Monroe, 2011-14	38.5
4. Charles Johnson, 1976-78	37
5. Mike Corvino, 1979-82	36
6. Eric Ogbogu, 1994-97	35.5
7. Randy Starks, 2001-03	34.0
8. Shawne Merriman, 2003-04	32.5
9. Al Wallace, 1993-96	32
Joe Vellano, 2009-12	32
11. Delbert Cowsette, 1996-99	31
12. Gurnest Brown, 1979-82	27
Demetrius Hartsfield, 2009-12	27
14. Mike Whaley, 2000-01	26
15. Jeremy Navarre, 2005-08	25.5

MARYLAND SINGLE GAME, SEASON & CAREER RECORDS

Season TFL (since 1974)

1. E.J. Henderson (Jr.), 2001	28
2. Randy White (Sr.), 1974	24
3. E.J. Henderson (Sr.), 2002	19.5
4. Charles Johnson (Sr.), 1978	18
5. Andre Monroe (Jr.), 2013	17
Shawne Merriman (So.), 2004	17
Aaron Thompson (So.), 1999	17
Kris Jenkins (Sr.), 2000	17
Bruce Palmer (Sr.), 1978	17
10. Jack Bradford (Sr.), 1990	16
Bruce Mesner (Sr.), 1985	16
12. Marcus Whitfield (Sr.), 2013	15.5
13. Eric Ogbogu (Jr.), 1996	15
Eric Hicks (Jr.), 1996	15
Gurnest Brown (Jr.), 1981	15

Career TFL Yards (since 1974)

1. Andre Monroe, 2011-14	212
2. E.J. Henderson, 1999-2002	207
3. Mike Corvino, 1979-82	206
4. Charles Johnson, 1976-78	205
5. Aaron Thompson, 1998-2001	197
6. Shawne Merriman, 2002-03	170
7. James Shaffer, 1976-79	153
8. Gurnest Brown, 1979-82	149
9. Adrian Moten, 2007-10	145
10. Randy Starks, 2001-03	143
Eric Ogbogu, 1994-97	143
Ted Chapman, 1984-86	143

Season TFL Yards (since '74)

1. Randy White (Sr.), 1974	122
2. Charles Johnson (Sr.), 1978	119
3. Marcus Whitfield (Sr.), 2013	109
4. Marlin Van Horn (Jr.), 1978	101
5. Mark Duda (Sr.), 1982	94
6. Andre Monroe (Sr.), 2014	92
7. Mike Corvino (Jr.), 1981	91
8. Shawne Merriman (So.), 2004	87
9. E.J. Henderson (Sr.), 2002	86
Bruce Mesner (Sr.), 1986	86
11. James Shaffer (Sr.), 1979	84
12. Bruce Palmer (Sr.), 1978	81

Career Sacks (since 1969)

1. Andre Monroe, 2011-14	25
2. Mike Corvino, 1979-82	24
3. Shawne Merriman, 2002-04	22
4. Mark Duda, 1979-82	19
Charles Johnson, 1976-78	19
Bruce Palmer, 1976-78	19
7. Eric Ogbogu, 1994-97	18.5
8. E.J. Henderson, 1999-2002	18
Bruce Mesner, 1983-86	18
Gurnest Brown, 1979-82	18
Randy Starks, 2001-03	17.5
12. Joe Campbell, 1973-76	17
Adrian Moten, 2007-10	15.5
14. Aaron Thompson, 1998-2001	15
Jack Bradford, 1987-90	15
Ernie Salley, 1974-77	15

Season Sacks (since 1969)

1. Mark Duda (Sr.), 1982	13
Bruce Palmer (Sr.), 1978	13
3. Bruce Mesner (Jr.), 1985	12
Charles Johnson (Sr.), 1978	12
Randy White (Sr.), 1974	12
6. Mike Corvino (Jr.), 1981	11
Marlin Van Horn (Sr.), 1979	11
8. Andre Monroe (Sr.), 2014	10.5
9. Kris Jenkins (Sr.), 2000	10
Gurnest Brown (Jr.), 1981	10
Jack Bradford (Sr.), 1990	10
12. Andre Monroe (Jr.), 2013	9.5
13. Marcus Whitfield (Sr.), 2013	9.0
14. Shawne Merriman (So.), 2003	8.5
Shawne Merriman (Jr.), 2004	8.5
E.J. Henderson (Sr.), 2002	8.5

Season Forced Fumbles (since 1987)

1. Joel Goode, 1987	6
2. Darin Drakeford, 2011	4
Kenny Tate, 2010	4
Milton Harris, 2005	4
5. Sean Davis, 2015	3
Adrian Moten, 2007	3
Moise Fokou, 2007	3
Erin Henderson, 2006	3
Shawne Merriman, 2004	3
E.J. Henderson, 2002	3
Rod Littles, 2001	3
Aaron Thompson, 2000	3
Rod Littles, 2000	3
Eric Barton, 1998	3
Eric Ogbogu, 1998	3
Chad Wiestling, 1992	3
Lubo Zizakovich, 1990	3
Cole Farrand, 2012	3

Career Interceptions

1. Tom Brown, 1960-62	17
2. Lendell Jones, 1980-83	14
3. Bob Sullivan, 1962-63	13
4. A.J. Johnson, 1993-96	12
Bob Smith, 1972-74	12
Bernie Faloney, 1951-53	12
7. Curome Cox, 2000-02	10
Lewis Sanders, 1996-99	10
Howard Eubanks, 1979-82	10
Lloyd Burruss, 1976-80	10
Ralph Lary, 1977-80	10
Ken Schroy, 1972-74	10
13. Tony Jackson, 1997-2001	9
Shawn Forte, 1998-2000	9
Keeta Covington, 1983-86	9
Clarence Baldwin, 1981-83	9
Jim Brechbiel, 1972-75	9
Wally Stalnaker, 1967-69	9
Joe Horning, 1951-54	9

Season Interceptions

1. Bob Sullivan (Sr.), 1965	10
2. Tom Brown (Jr.), 1961	8
3. Clarence Baldwin (Sr.), 1983	7
Lendell Jones (Jr.), 1982	7
Ralph Lary (Jr.), 1979	7
Bob Smith (So.), 1972	7
7. William Likely (So.), 2014	6
Tony Jackson (Sr.), 2001	6
Lewis Sanders (Jr.), 1999	6
A.J. Johnson (Jr.), 1995	6
Keeta Covington (Jr.), 1985	6
Larry Marshall (Sr.), 1971	6
Tom Brown (Sr.), 1962	6
Bernie Faloney (Sr.), 1953	6
Joe Horning (Fr.), 1951	6
15. 10 players	5
(last time: Domonique Foxworth (So.), 2002)	

Single-Game Interceptions

1. Lendell Jones vs. Duke, 1982	4
---------------------------------	---

Career Interception Return Yards

1. Tom Brown, 1960-62	275
2. Alex Wujciak, 2008-10	238
3. Joe Horning, 1951-54	222
4. Bill McFadden, 1979-82	212
5. Bernie Faloney, 1950-53	207
6. Randall Jones, 1998-2001	177
7. Lloyd Burruss, 1976-80	173
8. William Likely, 2013-	170
9. Jim LaRue, 1947-49	168
10. Ernie Arizzi, 1961-63	166
11. Ken Schroy, 1972-74	165
12. Frank Tamburello, 1954-55	161
13. Ralph Lary, 1977-80	160
14. Curome Cox, 2000-03	153
15. Joe Petruzzo, 1950-51	143

Season Interception Return Yards

1. William Likely (So.), 2014	170
2. Alex Wujciak (Jr.), 2009	152
3. Joe Horning (Fr.), 1951	147
4. Frank Tamburello (So.), 1954	140
5. Cliff Crosby (Sr.), 1998	133
6. Larry Marshall (Sr.), 1971	131
7. Tom Brown (Sr.), 1962	122
8. Eddie Tomlin (Sr.), 1989	120
9. Shawn Forte (Sr.), 2000	114
10. Bill McFadden (Jr.), 1981	112
11. Dickie Lewis (So.), 1956	111
12. Jim LaRue (Sr.), 1949	103
13. Ralph Lary (Jr.), 1979	102
Joe Petruzzo (So.), 1950	102
15. Cameron Chism (Sr.), 2011	100

2015 TEAM STATISTICS

Team Statistics	UMD	OPP
SCORING	112	86
Points Per Game	37.3	28.7
Points Off Turnovers	14	2023
FIRST DOWNS	58	65
Rushing	29	29
Passing	26	30
Penalty	3	6
RUSHING YARDAGE	611	497
Yards gained rushing	630	579
Yards lost rushing	19	82
Rushing Attempts	105	127
Average Per Rush	5.8	3.9
Average Per Game	203.7	165.7
TDs Rushing	4	5
PASSING YARDAGE	620	771
Comp-Att-Int	49-89-7	64-107-3
Average Per Pass	7.0	7.2
Average Per Catch	12.7	12.0
Average Per Game	206.7	257.0
TDs Passing	8	7
TOTAL OFFENSE	1231	1268
Total Plays	194	234
Average Per Play	6.3	5.4
Average Per Game	410.3	422.7
KICK RETURNS: #-Yards	7-178	10-227
PUNT RETURNS: #-Yards	12-337	2-13
INT RETURNS: #-Yards	3-40	7-105
KICK RETURN AVERAGE	25.4	22.7
PUNT RETURN AVERAGE	28.1	6.5
INT RETURN AVERAGE	13.3	15.0
FUMBLES-LOST	4-1	5-0
PENALTIES-Yards	23-216	21-195
Average Per Game	72.0	65.0
PUNTS-Yards	11-431	17-764
Average Per Punt	39.2	44.9
Net punt average	38.0	22.8
KICKOFFS-Yards	22-1391	16-828
Average Per Kick	63.2	51.8
Net kick average	39.3	31.2
TIME OF POSSESSION/Game	27:30	32:30
3RD-DOWN Conversions	18/39	17/48
3rd-Down Pct	46%	35%
4TH-DOWN Conversions	1/2	4/8
4th-Down Pct	50%	50%
SACKS BY-Yards	14-71	0-0
MISC YARDS	0	0
TOUCHDOWNS SCORED	14	12
FIELD GOALS-ATTEMPTS	5-6	1-3
ON-SIDE KICKS	0-0	0-0
RED-ZONE SCORES	(9-10) 90%	(10-13) 77%
RED-ZONE TOUCHDOWNS	(5-10) 50%	(9-13) 69%
PAT-ATTEMPTS	(13-14) 93%	(11-11) 100%
ATTENDANCE	111276	0
Games/Avg Per Game	3/37092	0/0
Neutral Site Games		0/0

Score by Quarters	1st	2nd	3rd	4th	OT	Total
Maryland	34	22	21	35	0	112
Opponents	14	16	21	35	0	86

2015 INDIVIDUAL STATISTICS

Rushing	gp-gs	att	gain	loss	net	avg	td	lg	avg/g
Ross, Brandon	3-3	44	237	9	228	5.2	2	21	76.0
Brown, Wes	3-0	23	133	3	130	5.7	1	17	43.3
Hills, Perry	2-2	11	119	0	119	10.8	0	36	59.5
Johnson, Ty	3-0	20	114	1	113	5.7	1	23	37.7
Rowe, Caleb	3-1	6	27	5	22	3.7	0	9	7.3
Jacobs, Levern	3-2	1	0	1	-1	-1.0	0	0	-0.3
Total	3	105	630	19	611	5.8	4	36	203.7
Opponents	3	127	579	82	497	3.9	5	26	165.7

Passing	gp-gs	effic	comp-att-int	pct	yds	td	lg	avg/g
Hills, Perry	2-2	121.38	27-51-2	52.9	306	4	42	153.0
Rowe, Caleb	3-1	139.39	22-37-5	59.5	314	4	70	104.7
Team	1-0	0.00	0-1-0	0.0	0	0	0	0.0
Total	3	127.51	49-89-7	55.1	620	8	70	206.7
Opponents	3	136.32	64-107-3	59.8	771	7	64	257.0

Receiving	gp-gs	no.	yds	avg	td	lg	avg/g
Jacobs, Levern	3-2	13	171	13.2	2	49	57.0
Etta-Tawo, Amba	3-2	8	79	9.9	0	19	26.3
Moore, D.J.	3-1	6	112	18.7	1	42	37.3
Edwards, Avery	3-0	6	56	9.3	2	22	18.7
Culmer, Malcolm	2-0	5	63	12.6	1	37	31.5
Jacobs, Taivon	2-1	3	94	31.3	1	70	47.0
Brown, Wes	3-0	3	25	8.3	0	24	8.3
Cockerille, Shane	2-1	1	7	7.0	0	7	3.5
Johnson, Ty	3-0	1	7	7.0	0	7	2.3
Hayward, Derrick	2-2	1	4	4.0	0	4	2.0
Ross, Brandon	3-3	1	1	1.0	0	1	0.3
Goins, Kenneth	1-0	1	1	1.0	1	1	1.0
Total	3	49	620	12.7	8	70	206.7
Opponents	3	64	771	12.0	7	64	257.0

Punt Returns	no.	yds	avg	td	lg
Likely, William	12	337	28.1	2	85
Total	12	337	28.1	2	85
Opponents	2	13	6.5	0	10

Interceptions	no.	yds	avg	td	lg
Davis, Sean	2	33	16.5	0	33
Brooks, Jalen	1	7	7.0	0	7
Total	3	40	13.3	0	33
Opponents	7	105	15.0	0	42

Kick Returns	no.	yds	avg	td	lg
Johnson, Ty	3	85	28.3	0	45
Likely, William	3	87	29.0	0	42
Gallo, P.J.	1	6	6.0	0	6
Total	7	178	25.4	0	45
Opponents	10	227	22.7	0	29

Fumble Returns	no.	yds	avg	td	lg
Total	0	0	0.0	0	0
Opponents	0	0	0.0	0	0

2015 INDIVIDUAL STATISTICS

Scoring	td	fg	PAT				dpx	saf	pts
			kick	rush	rcv	pass			
Craddock, Brad	-	5-6	13-14	-	-	-	-	-	28
Edwards, Avery	3	-	-	-	-	-	-	-	18
Likely, William	2	-	-	-	-	-	-	-	12
Ross, Brandon	2	-	-	-	-	-	-	-	12
Jacobs, Levern	1	-	-	-	-	-	-	-	6
Goins, Kenneth	1	-	-	-	-	-	-	-	6
Brown, Wes	1	-	-	-	-	-	-	-	6
Culmer, Malcolm	1	-	-	-	-	-	-	-	6
Moore, D.J.	1	-	-	-	-	-	-	-	6
Johnson, Ty	1	-	-	-	-	-	-	-	6
Jacobs, Taivon	1	-	-	-	-	-	-	-	6
Total	14	5-6	13-14	-	-	-	-	-	112
Opponents	12	1-3	11-11	-	-	0-1	-	-	86

Total Offense	g	plays	rush	pass	total	avg/g
Hills, Perry	2	62	119	306	425	212.5
Rowe, Caleb	3	43	22	314	336	112.0
Ross, Brandon	3	44	228	0	228	76.0
Brown, Wes	3	23	130	0	130	43.3
Johnson, Ty	3	20	113	0	113	37.7
Jacobs, Levern	3	1	-1	0	-1	-0.3
Total	3	194	611	620	1231	410.3
Opponents	3	234	497	771	1268	422.7

Field Goals	fg	pct.	01-19	20-29	30-39	40-49	50-99	lg	blk
Craddock, Brad	5-6	83.3	0-0	1-2	3-3	1-1	0-0	41	0

FG Sequence	Maryland	Opponents
Richmond	(34),(31),(30),28	-
Bowling Green	(41),(23)	27,34
USF	-	(34)

Numbers in (parentheses) indicate field goal was made.

Punting	no.	yds	avg	lg	tb	fc	i20	50+	blk
Pritchard, Nicolas	7	297	42.4	47	0	4	2	0	0
Craddock, Brad	4	134	33.5	39	0	1	4	0	0
Total	11	431	39.2	47	0	5	6	0	0
Opponents	17	764	44.9	57	2	1	3	7	0

Kickoffs	no.	yds	avg	tb	ob	retn	net	ydIn
Craddock, Brad	22	1391	63.2	12	0			
Total	22	1391	63.2	12	0	22.7	39.3	25
Opponents	16	828	51.8	6	2	25.4	31.2	33

2015 INDIVIDUAL STATISTICS

All Purpose	g	rush	rcv	pr	kr	ir	total	avg/g
Likely, William	3	0	0	337	87	0	424	141.3
Ross, Brandon	3	228	1	0	0	0	229	76.3
Johnson, Ty	3	113	7	0	85	0	205	68.3
Brown, Wes	3	130	25	0	0	0	155	51.7
Jacobs, Levern	3	-1	151	0	0	0	150	50.0
Hills, Perry	2	119	0	0	0	0	119	59.5
Moore, D.J.	3	0	112	0	0	0	112	37.3
Jacobs, Taivon	2	0	94	0	0	0	94	47.0
Etta-Tawo, Amb	3	0	79	0	0	0	79	26.3
Edwards, Avery	3	0	76	0	0	0	76	25.3
Culmer, Malcolm	2	0	63	0	0	0	63	31.5
Davis, Sean	3	0	0	0	0	33	33	11.0
Rowe, Caleb	3	22	0	0	0	0	22	7.3
Brooks, Jalen	3	0	0	0	0	7	7	2.3
Cockerille, Shan	2	0	7	0	0	0	7	3.5
Gallo, P.J.	2	0	0	0	6	0	6	3.0
Hayward, Derric	2	0	4	0	0	0	4	2.0
Goins, Kenneth	1	0	1	0	0	0	1	1.0
Total	3	611	620	337	178	40	1786	595.3
Opponents	3	497	771	13	227	105	1613	537.7

2015 DEFENSIVE STATISTICS

#	Defensive Leaders	gp-gs	Tackles				tfl/yds	Sacks no-yds	Pass defense			Fumbles		blkd	
			ua	a	tot				int-yds	brup	qbh	rcv-yds	ff	kick	saf
23	Carter, Jermaine	3-3	20	12	32	2.0-4	.	.	.	1
21	Davis, Sean	3-3	20	8	28	2.0-4	1.0-3	2-33	.	.	.	3	.	.	.
19	Hendy, A.J.	3-3	14	6	20	1.0-2	.	.	1
20	Nixon, Anthony	3-3	10	7	17
90	Braglio, Roman	3-2	9	6	15	3.5-10	2.0-8	1	.	.	.
43	Brooks, Jalen	3-3	4	10	14	.	.	1-7	1
34	Ashiru, Jefferson	3-3	9	5	14
4	Likely, William	3-3	12	1	13	2.0-5	.	.	5
99	Jefferson, Quinton	3-3	4	8	12	4.5-27	3.5-26
7	Ngakoue, Yannick	3-3	10	1	11	4.5-20	4.5-20
41	Aniebonam, Jesse	3-1	7	3	10	2.0-6	2.0-6
27	Hill, Alvin	3-0	8	1	9
57	Opara, Kingsley	3-0	1	4	5
67	Shaw, David	3-3	1	2	3	0.5-1
24	Ezeagwu, Daniel	3-0	1	2	3
9	Burke, Tyler	3-0	2	.	2
32	Ross, Jarrett	3-0	1	1	2
37	Thompson, Avery	3-0	2	.	2
9D	Ukandu, Azubuike	3-0	1	.	1
83	Culmer, Malcolm	3-0	1	.	1
92	Burkett, Chandler	1-0	1	.	1	1.0-8	1.0-8
63	Minter, Mike	3-3	1	.	1
2	Cockerille, Shane	3-1	.	1	1
8	Jacobs, Levern	3-2	1	.	1
5	Brown, Wes	3-0	1	.	1
76	Dunn, Michael	3-3	1	.	1
39	Walker, Cavon	3-0	.	1	1
38	Zanotto, Brett	2-0	1	.	1
25	Carter, Antwaine	3-0	1	.	1
88	Gallo, P.J.	3-1	.	1	1
Total		3	144	80	224	23-87	14-71	3-40	8	.	.	4	.	.	.
Opponents		3	119	70	189	12-31	0-0	7-105	9	.	1-0

GAME-BY-GAME STARTERS

Offense

GAME	TE	Left Tackle	Left Guard	Center	Right Guard	Right Tackle	WR	Quarterback	TB	WR	FB/WR
Richmond	Hayward ³	Dunn ²⁷	Minter ¹	Mulrooney ⁶	Zeller ²¹	Doyle ²⁴	Etta-Tawo ¹³	Hills ⁸	B. Ross ²⁷	L. Jacobs ⁷	Goins ⁹
Bowling Green	Hayward ⁴	Dunn ²⁸	Minter ²	Mulrooney ⁷	Zeller ²²	Doyle ²⁵	Etta-Tawo ¹⁴	Hills ⁹	B. Ross ²⁸	L. Jacobs ⁸	Culmer ⁵
USF	Gallo ³	Dunn ²⁹	Minter ³	Mulrooney ⁸	Zeller ²³	Doyle ²⁶	Moore ¹	Rowe ⁴	B. Ross ²⁹	T. Jacobs ²	Cockerille ¹

at West Virginia

Michigan

at Ohio State

Penn State

at Iowa

Wisconsin

at Michigan State

Indiana

at Rutgers

Defense

GAME	DE	DT	DT	DE	SAM	MIKE	WILL	Cornerback	Safety	Safety	Cornerback
Richmond	Braglio ³	Shaw ²	Jefferson ¹⁷	Ngakoue ¹²	Brooks ⁵	J. Carter ¹	Ashiru ²⁰	Likely ²⁵	Hendy ⁷	Nixon ³⁰	S. Davis ²⁹
Bowling Green	Aniebonam ¹	Shaw ³	Jefferson ¹⁸	Ngakoue ¹³	Brooks ⁶	J. Carter ²	Ashiru ²¹	Likely ²⁶	Hendy ⁸	Nixon ³¹	S. Davis ³⁰
USF	Braglio ⁴	Shaw ⁴	Jefferson ¹⁹	Ngakoue ¹⁴	Brooks ⁷	J. Carter ³	Ashiru ²²	Likely ²⁷	Hendy ⁹	Nixon ³²	S. Davis ³¹

at West Virginia

Michigan

at Ohio State

Penn State

at Iowa

Wisconsin

at Michigan State

Indiana

at Rutgers

Class Starters by Game (includes punter & place-kicker)

GAME	Seniors	Juniors	Sophomores	Redshirt Freshmen	True Freshmen	Total
Richmond	9	9	5	0	1 (Pritchard)	24
Bowling Green	9	8	6	0	1 (Pritchard)	24
USF	9	7	6	0	2 (Moore, Pritchard)	24

at West Virginia

Michigan

at Ohio State

Penn State

at Iowa

Wisconsin

at Michigan State

Indiana

at Rutgers

Terrapin Playing-Experience Superlatives

	Offense	Defense
Most overall starts, career —	29, Michael Dunn (OL), Brandon Ross (RB) 26, Ryan Doyle (OL)	32, Anthony Nixon (DB) 31, Sean Davis (DB)
Most overall starts, 2015 —	3, 6 players	3, 10 players
Most consecutive starts, career —	29, Michael Dunn (OL) 20, Andrew Zeller (OL)	29, Sean Davis (DB) 26, William Likely (DB)
Most consecutive starts, 2015 —	3, 6 players	3, 10 players

2015 GAME-BY-GAME PARTICIPATION

R-SENIORS (1)	RICH	BG	USF	WV	MI	OSU	PSU	IA	WIS	MSU	IND	RU
19 Hendy DB	S	S	S									
Class Participation	1-1	1-1	1-1									

SENIORS (13)	RICH	BG	USF	WV	MI	OSU	PSU	IA	WIS	MSU	IND	RU
15 Craddock PK	S	S	S									
18 Garman QB	dnp	dnp	dnp									
20 Nixon DB	S	S	S									
21 S. Davis DB	S	S	S									
27 Hill DB	x	x	x									
34 Ashiru LB	S	S	S									
37 Thompson LB	x	x	x									
40 Foreman QB	dnp	dnp	dnp									
45 B. Ross RB	S	S	S									
50 Mulrooney OL	S	S	S									
55 Doyle OL	S	S	S									
60 Grommer OL	x	dnp	dnp									
66 Zeller OL	S	S	S									
Class Participation	8-10	8-10	8-10									

R-JUNIORS (3)	RICH	BG	USF	WV	MI	OSU	PSU	IA	WIS	MSU	IND	RU
7 Rowe QB	x	x	S									
8 L. Jacobs WR	S	S	x									
99 Jefferson DL	S	S	S									
Class Participation	2-3	2-3	2-3									

JUNIORS (26)	RICH	BG	USF	WV	MI	OSU	PSU	IA	WIS	MSU	IND	RU
3 Barry-Pollock DB	dnp	dnp	dnp									
4 Likely DB	S	S	S									
5 Brown RB	x	x	x									
7 Ngakoue LB	S	S	S									
11 Conyers DB	dnp	dnp	x									
11 Hills QB	S	S	dnp									
13 Lane WR	x	x	x									
29 Riddle RB	x	x	x									
30 Goins FB	S	x	x									
32 J. Ross DB	x	x	x									
33 Stefanelli FB	dnp	dnp	dnp									
39 Walker LB	x	x	x									
42 Dean LB	dnp	dnp	dnp									
42 Miles RB	dnp	dnp	dnp									
44 Isaacs TE	dnp	dnp	dnp									
46 Logan LB	dnp	dnp	dnp									
49 Franco DL	dnp	dnp	dnp									
59 Carpenter LS	dnp	dnp	dnp									
76 Dunn OL	S	S	S									
78 Tucker OL	x	dnp	dnp									
79 Shelton OL	x	dnp	dnp									
83 Culmer WR	x	S	x									
84 Etta-Tawo WR	S	S	x									
88 Gallo TE	x	x	S									
90 Braglio DL	S	x	S									
95 Ukandu DL	dnp	x	x									
Class Participation	7-16	6-15	5-15									

R-SOPHOMORES (1)	RICH	BG	USF	WV	MI	OSU	PSU	IA	WIS	MSU	IND	RU
35 M. Smith RB	dnp	dnp	dnp									
Class Participation	0-0	0-0	0-0									

SOPHOMORES (24)	RICH	BG	USF	WV	MI	OSU	PSU	IA	WIS	MSU	IND	RU
2 Cockerille QB	x	x	S									
2 Collins DB	dnp	dnp	dnp									
3 Greene K	dnp	dnp	dnp									
12 Jacobs WR	x	x	S									
17 Woods DB	dnp	dnp	dnp									
23 J. Carter LB	S	S	S									
24 Ezeagwu DB	x	x	x									
24 Ventura DB	dnp	dnp	dnp									
25 A. Carter DB	x	x	x									
36 Dennah DB	dnp	dnp	dnp									
41 Aniebonam LB	x	S	x									
43 Brooks LB	S	S	S									
47 Keihn DL	tr	tr	tr									
48 Hayward TE	S	S	x									
52 Jones DL	dnp	dnp	dnp									
54 Dulaney OL	dnp	dnp	dnp									
56 Adams LS	S	S	S									
57 Opara DL	x	x	x									
63 Minter OL	S	S	S									
67 Shaw DL	S	S	S									
69 Marchese OL	dnp	dnp	dnp									
89 Roca TE	dnp	dnp	dnp									
92 Burkett DL	dnp	dnp	x									
97 Sutton P/PK	tr	tr	tr									
Class Participation	6-13	7-12	7-13									

R-FRESHMEN (13)	RICH	BG	USF	WV	MI	OSU	PSU	IA	WIS	MSU	IND	RU
6 Morton RB	dnp	dnp	dnp									
9 Burke LB	x	x	x									
10 Ulmer WR	dnp	dnp	dnp									
31 Egbuaba LB	dnp	dnp	dnp									
38 Shrader P	dnp	dnp	dnp									
56 Gillespie LB	dnp	dnp	dnp									
58 Prince OL	x	x	x									
64 B. Moore OL	x	dnp	dnp									
70 Christie OL	dnp	dnp	dnp									
75 D. Gray OL	dnp	dnp	dnp									
86 A. Gray TE	dnp	dnp	dnp									
96 Kulka DL	x	dnp	x									
Class Participation	0-4	0-2	0-3									

T-FRESHMEN (23)	RICH	BG	USF	WV	MI	OSU	PSU	IA	WIS	MSU	IND	RU
1 D.J. Moore WR	x	x	S									
6 Johnson RB	x	x	x									
14 Shaffer QB	dnp	dnp	dnp									
16 Rubinowicz P	dnp	dnp	dnp									
22 I. Davis LB	dnp	dnp	dnp									
26 Savage DB	dnp	dnp	x									
38 Zanotto LB	x	dnp	x									
49 Little LB	dnp	dnp	dnp									
51 Oliveira LS	dnp	dnp	dnp									
53 Boulware OL	dnp	dnp	dnp									
59 Howard DL	dnp	dnp	dnp									
61 Tanji LB	dnp	dnp	dnp									
65 Zimmerman OL	dnp	dnp	dnp									
68 McKennie OL	dnp	dnp	dnp									
71 Donahue OL	dnp	dnp	dnp									
74 T. Smith OL	dnp	dnp	dnp									
77 McClain OL	dnp	dnp	dnp									
82 Edwards TE	x	x	x									
85 Davenport WR	dnp	dnp	x									
87 Cornwell WR	dnp	dnp	dnp									
91 McLean DL	dnp	dnp	dnp									
93 Saine DL	dnp	dnp	dnp									
95 Pritchard P/PK	S	S	S									
Class Participation	1-5	1-4	2-7									
ACTIVE PLAYERS	52	46	52	45	45	46	47	47	45	45	48	52

x – indicates played in game; S – indicates started game; dnp – did not play; dnt – indicates did not travel for reason other than injury; tr - indicates will sit out season as transfer; susp - suspended for the game

2015 GAME-BY-GAME TEAM STATISTICS

TEAM STATISTICS

Date	Opponent	Rushing				Receiving				Passing				Kick Returns				Punt Returns				tot off		
		no.	yds	td	lg	no.	yds	td	lg	cmp	att	int	yds	td	lg	no.	yds	td	lg	no.	yds		td	lg
Sep 05	RICHMOND	45	341	3	23	12	138	2	37	12	22	1	138	2	37	3	69	0	42	8	233	1	67	479
Sep 12	BOWLING GREEN	26	156	0	36	16	185	2	42	16	33	3	185	2	42	1	19	0	19	2	82	1	85	341
Sep 19	USF	34	114	1	13	21	297	4	70	21	34	3	297	4	70	3	90	0	45	2	22	0	11	411
Maryland		105	611	4	36	49	620	8	70	49	89	7	620	8	70	7	178	0	45	12	337	2	85	1231
Opponents		127	497	5	26	64	771	7	64	64	107	3	771	7	64	10	227	0	29	2	13	0	10	1268

Games played: 3
 Avg per rush: 5.8
 Avg per catch: 12.7
 Pass efficiency: 127.51
 Kick ret avg: 25.4
 Punt ret avg: 28.1
 All purpose avg/game: 595.3
 Total offense avg/gm: 410.3

Date	Opponent	Tackles				Sacks no-yds	Fumble		Pass Defense			blkd kick	PAT Attempts			off			
		ua	a	total	tfl-yds		ff	fr-yds	int-yds	qbh	brup		kick	rush	rcv	saf	t/o	pts	
Sep 05	RICHMOND	30	18	48	7.0-28	4.0-23	1	0-0	0-0	0	3	0	5-6	0	0	0	0	0	50
Sep 12	BOWLING GREEN	68	32	100	5.0-23	4.0-21	1	0-0	1-7	0	3	0	3-3	0	0	0	0	0	27
Sep 19	USF	46	30	76	11.0-36	6.0-27	2	0-0	2-33	0	2	0	5-5	0	0	0	14	35	
Maryland		144	80	224	23.0-87	14.0-71	4	0-0	3-40	0	8	0	13-14	0	0	0	14	112	
Opponents		119	70	189	12.0-31	0.0-0	0	1-0	7-105	0	9	0	11-11	0	0	0	2023	86	

Date	Opponent	Punting							Field Goals			Kickoffs						
		no.	yds	avg	long	blkd	tb	fc	50+	i20	md-att	long	blkd	no.	yds	avg	tb	ob
Sep 05	RICHMOND	1	43	43.0	43	0	0	0	0	0	3-4	34	0	10	646	64.6	8	0
Sep 12	BOWLING GREEN	6	250	41.7	47	0	0	3	0	2	2-2	41	0	6	363	60.5	3	0
Sep 19	USF	4	138	34.5	43	0	0	2	0	4	0-0	0	0	6	382	63.7	1	0
Maryland		11	431	39.2	47	0	0	5	0	6	5-6	41	0	22	1391	63.2	12	0
Opponents		17	764	44.9	57	0	2	1	7	3	1-3	34	0	16	828	51.8	6	2

2015 GAME-BY-GAME OPPONENT STATISTICS

OPPONENT STATISTICS

Date	Opponent	Rushing				Receiving				Passing				Kick Returns				Punt Returns				tot off
		no.	yds	td	lg	no.	yds	td	lg	cmp-att-int	yds	td	lg	no.	yds	td	lg	no.	yds	td	lg	
Sep 05	RICHMOND	27	56	3	16	18	220	0	52	18-30-0	220	0	52	2	45	0	25	0	0	0	0	276
Sep 12	BOWLING GREEN	50	201	1	24	36	491	6	64	36-55-1	491	6	64	3	51	0	19	2	13	0	10	692
Sep 19	USF	50	240	1	26	10	60	1	28	10-22-2	60	1	28	5	131	0	29	0	0	0	0	300
Opponents		127	497	5	26	64	771	7	64	64-107-3	771	7	64	10	227	0	29	2	13	0	10	1268
Maryland		105	611	4	36	49	620	8	70	49-89-7	620	8	70	7	178	0	45	12	337	2	85	1231

Games played: 3
 Avg per rush: 3.9
 Avg per catch: 12.0
 Pass efficiency: 136.32
 Kick ret avg: 22.7
 Punt ret avg: 6.5
 All purpose avg/game: 537.7
 Total offense avg/gm: 422.7

Date	Opponent	Tackles				Sacks no-yds	Fumble		Pass Defense			blkd kick	PAT Attempts			off			
		ua	a	total	tfl-yds		ff	fr-yds	int-yds	qbh	brup		kick	rush	rcv	saf	t/o	pts	
Sep 05	RICHMOND	44	30	74	2.0-4	0.0-0	0	0-0	1-0	0	2	0	3-3	0	0	0	0	0	21
Sep 12	BOWLING GREEN	30	20	50	7.0-21	0.0-0	0	1-0	3-38	0	5	0	6-6	0	0	0	1995	48	
Sep 19	USF	45	20	65	3.0-6	0.0-0	0	0-0	3-67	0	2	0	2-2	0	0	0	28	17	
Opponents		119	70	189	12.0-31	0.0-0	0	1-0	7-105	0	9	0	11-11	0	0	0	2023	86	
Maryland		144	80	224	23.0-87	14.0-71	4	0-0	3-40	0	8	0	13-14	0	0	0	14	112	

Date	Opponent	Punting								Field Goals			Kickoffs					
		no.	yds	avg	long	blkd	tb	fc	50+	i20	md-att	long	blkd	no.	yds	avg	tb	ob
Sep 05	RICHMOND	9	377	41.9	55	0	1	0	2	0	0-0	0	0	4	182	45.5	0	0
Sep 12	BOWLING GREEN	3	150	50.0	56	0	0	1	2	1	0-2	0	0	8	443	55.4	6	1
Sep 19	USF	5	237	47.4	57	0	1	0	3	2	1-1	34	0	4	203	50.8	0	1
Opponents		17	764	44.9	57	0	2	1	7	3	1-3	34	0	16	828	51.8	6	2
Maryland		11	431	39.2	47	0	0	5	0	6	5-6	41	0	22	1391	63.2	12	0

2015 MARYLAND OFFENSIVE GAME-BY-GAME

Rushing

Att-Yds / TD	#5 Brown	#6 Johnson	#7 Rowe	#11 Hills	#45 Ross
Richmond	13-74 / 1	10-83 / 1	1-9 / 0	3-25 / 0	18-150 / 1
Bowling Green	9-56 / 0	0-0 / 0	0-0 / 0	8-94 / 0	8-10 / 0
USF	1-3 / 0	10-30 / 0	5-13 / 0	dnp	18-68 / 1
at West Virginia					
Michigan					
at Ohio State					
Penn State					
at Iowa					
Wisconsin					
at Michigan State					
Indiana					
at Rutgers					

Receiving

Rec-Yds / TD	#1 Moore	#2 Cockerille	#5 Brown	#6 Johnson	#8 L. Jacobs	#12 T. Jacobs	#30 Goins	#48 Hayward
Richmond	2-23 / 0	0-0 / 0	1-(-3) / 0	0-0 / 0	2-32 / 1	1-12 / 0	0-0 / 0	1-4 / 0
Bowling Green	1-42 / 1	0-0 / 0	2-28 / 0	0-0 / 0	3-32 / 1	0-0 / 0	0-0 / 0	0-0 / 0
USF	3-47 / 0	1-7 / 0	0-0 / 0	1-7 / 0	8-107 / 0	2-82 / 1	1-1 / 1	0-0 / 0
at West Virginia								
Michigan								
at Ohio State								
Penn State								
at Iowa								
Wisconsin								
at Michigan State								
Indiana								
at Rutgers								

Rec-Yds / TD	#82 Edwards	#83 Culmer	#84 Etta-Tawo
Richmond	2-12 / 0	1-37 / 1	2-21 / 0
Bowling Green	1-8 / 0	4-26 / 0	5-49 / 0
USF	3-36 / 2	0-0 / 0	1-9 / 0
at West Virginia			
Michigan			
at Ohio State			
Penn State			
at Iowa			
Wisconsin			
at Michigan State			
Indiana			
at Rutgers			

Passing

Punting

Field Goals

C-A-I / Yds / TD	#7 Rowe	#11 Hills	No-Avg / In20	#95 Pritchard	#15 Craddock	Made (Missed)	#15 Craddock
Richmond	0-1-0 / 0 / 0	12-21-1 / 138 / 2	Richmond	1-43.0 / 0	0-0 / 0	Richmond	34, 31, 30 (28)
Bowling Green	1-3-2 / 17 / 0	15-30-1 / 168 / 2	Bowling Green	5-42.2 / 1	1-39.0 / 1	Bowling Green	41, 23
USF	21-33-3 / 297 / 3	dnp	USF	1-43.0 / 1	1-31.7 / 3	USF	-
at West Virginia			at West Virginia			at West Virginia	
Michigan			Michigan			Michigan	
at Ohio State			at Ohio State			at Ohio State	
Penn State			Penn State			Penn State	
at Iowa			at Iowa			at Iowa	
Wisconsin			Wisconsin			Wisconsin	
at Michigan State			at Michigan State			at Michigan State	
Indiana			Indiana			Indiana	
at Rutgers			at Rutgers			at Rutgers	

2015 MARYLAND DEFENSIVE GAME-BY-GAME

UT-AT-TT / Sacks	#4 Likely	#7 Ngakoue	#9 Burke	#19 Hendy	#20 Nixon	#21 S.Davis	#23 J. Carter	#24 Ezeagwu	#25 A. Carter
Richmond	4-0-4 / 0.0	1-0-1 / 0.0	2-0-2 / 0.0	5-0-5 / 0.0	2-1-3 / 0.0	3-2-5 / 1.0	5-3-8 / 0.0	0-1-1 / 0.0	0-0-0 / 0.0
Bowling Green	4-1-5 / 0.0	4-0-4 / 3.0	0-0-0 / 0.0	6-3-9 / 0.0	6-3-9 / 0.0	12-2-14 / 0.0	9-4-13 / 0.0	1-1-2 / 0.0	0-0-0 / 0.0
USF	4-0-4 / 0.0	5-1-6 / 1.5	0-0-0 / 0.0	3-3-6 / 0.0	2-3-5 / 0.0	5-4-9 / 0.0	6-5-11 / 0.0	0-0-0 / 0.0	1-0-1 / 0.0

at West Virginia

Michigan

at Ohio State

Penn State

at Iowa

Wisconsin

at Michigan State

Indiana

at Rutgers

UT-AT-TT / Sacks	#27 Hill	#32 Ross	#34 Ashiru	#37 Thompson	#38 Zanotto	#39 Walker	#41 Aniebonam	#43 Brooks	#57 Opara
Richmond	0-0-0 / 0.0	0-0-0 / 0.0	2-2-4 / 0.0	0-0-0 / 0.0	1-0-1 / 0.0	0-0-0 / 0.0	1-2-3 / 1.0	0-1-1 / 0.0	0-0-0 / 0.0
Bowling Green	7-1-8 / 0.0	0-1-1 / 0.0	1-0-1 / 0.0	0-0-0 / 0.0	0-0-0 / 0.0	0-1-1 / 0.0	5-0-5 / 0.0	4-5-9 / 0.0	1-3-4 / 0.0
USF	1-0-1 / 0.0	1-0-1 / 0.0	6-3-9 / 0.0	2-0-2 / 0.0	0-0-0 / 0.0	0-0-0 / 0.0	1-1-2 / 1.0	0-4-4 / 0.0	0-1-1 / 0.0

at West Virginia

Michigan

at Ohio State

Penn State

at Iowa

Wisconsin

at Michigan State

Indiana

at Rutgers

UT-AT-TT / Sacks	#67 Shaw	#90 Braglio	#92 Burkett	#95 Ukandu	#99 Jefferson
Richmond	1-0-1 / 0.0	1-2-3 / 0.0	0-0-0 / 0.0	0-0-0 / 0.0	2-4-6 / 2.0
Bowling Green	0-1-1 / 0.0	4-1-5 / 0.0	0-0-0 / 0.0	0-0-0 / 0.0	2-3-5 / 1.0
USF	0-1-1 / 0.0	4-3-7 / 2.0	1-0-1 / 1.0	1-0-1 / 0.0	0-1-1 / 0.5

at West Virginia

Michigan

at Ohio State

Penn State

at Iowa

Wisconsin

at Michigan State

Indiana

at Rutgers

2015 SEASON SUPERLATIVES

INDIVIDUAL MARYLAND GAME HIGHS

Rushes	18	Brandon Ross vs Richmond (Sep 5, 2015) Brandon Ross vs USF (Sep 19, 2015)
Yards Rushing	150	Brandon Ross vs Richmond (Sep 5, 2015)
TD Rushes	1	Wes Brown vs Richmond (Sep 5, 2015) Ty Johnson vs Richmond (Sep 5, 2015) Brandon Ross vs Richmond (Sep 5, 2015) Brandon Ross vs USF (Sep 19, 2015)
Long Rush	36	Perry Hills vs Bowling Green (Sep 12, 2015)
Pass attempts	33	Caleb Rowe vs USF (Sep 19, 2015)
Pass completions	21	Caleb Rowe vs USF (Sep 19, 2015)
Yards Passing	297	Caleb Rowe vs USF (Sep 19, 2015)
TD Passes	4	Caleb Rowe vs USF (Sep 19, 2015)
Long Pass	70	Caleb Rowe vs USF (Sep 19, 2015)
Receptions	8	Levern Jacobs vs USF (Sep 19, 2015)
Yards Receiving	107	Levern Jacobs vs USF (Sep 19, 2015)
TD Receptions	2	Avery Edwards vs USF (Sep 19, 2015)
Long Reception	70	Taivon Jacobs vs USF (Sep 19, 2015)
Field Goals	3	Brad Craddock vs Richmond (Sep 5, 2015)
Long Field Goal	41	Brad Craddock vs. Bowling Green (Sep 12, 2015)
Punts	5	Nicolas Pritchard vs Bowling Green (Sep 12, 2015)
Punting Avg	43.0	Nicolas Pritchard vs Richmond (Sep 5, 2015) Nicolas Pritchard vs USF (Sep 19, 2015)
Long Punt	47	Nicolas Pritchard vs Bowling Green (Sep 12, 2015)
Punts inside 20	3	Brad Craddock vs USF (Sep 19, 2015)
Long Punt Return	85	William Likely vs Bowling Green (Sep 12, 2015)
Long Kickoff Return	45	Ty Johnson vs USF (Sep 19, 2015)
Tackles	14	Sean Davis vs Bowling Green (Sep 12, 2015)
Sacks	3.0	Yannick Ngakoue vs Bowling Green (Sep 12, 2015)
Tackles For Loss	3.0	Yannick Ngakoue vs Bowling Green (Sep 12, 2015)
Interceptions	2	Sean Davis vs USF (Sep 19, 2015)

MARYLAND TEAM HIGHS

Rushes	45	vs Richmond (Sep 5, 2015)
Yards Rushing	342	vs Richmond (Sep 5, 2015)
Yards Per Rush	7.6	vs Richmond (Sep 5, 2015)
TD Rushes	3	vs Richmond (Sep 5, 2015)
Pass attempts	34	vs USF (Sep 19, 2015)
Pass completions	21	vs USF (Sep 19, 2015)
Yards Passing	297	vs USF (Sep 19, 2015)
Yards Per Pass	14.1	vs USF (Sep 19, 2015)
TD Passes	4	vs USF (Sep 19, 2015)
Total Plays	68	vs USF (Sep 19, 2015)
Total Offense	479	vs Richmond (Sep 5, 2015)
Yards Per Play	7.1	vs Richmond (Sep 5, 2015)
Points	50	vs Richmond (Sep 5, 2015)
Sacks By	6.0	vs USF (Sep 19, 2015)
First Downs	24	vs Richmond (Sep 5, 2015)
Penalties	12	vs USF (Sep 19, 2015)
Penalty Yards	120	vs USF (Sep 19, 2015)
Turnovers	4	vs Bowling Green (Sep 12, 2015)
Interceptions By	3	vs USF (Sep 19, 2015)
Punts	5	vs Bowling Green (Sep 12, 2015)
Punting Avg	43.0	vs Richmond (Sep 5, 2015)
Long Punt	47	vs Bowling Green (Sep 12, 2015)
Punts inside 20	4	vs USF (Sep 19, 2015)
Long Punt Return	85	vs Bowling Green (Sep 12, 2015)

INDIVIDUAL OPPONENT GAME HIGHS

Rushes	24	Quinton Flowers, vs USF (Sep 19, 2015)
Yards Rushing	109	Fred Coppet, vs Bowling Green (Sep 12, 2015)
TD Rushes	1	5 players (last: Quinton Flowers, vs USF, Sep 19, 2015)
Long Rush	26	Quinton Flowers, vs USF (Sep 19, 2015)
Pass attempts	55	Matt Johnson, vs Bowling Green (Sep 12, 2015)
Pass completions	36	Matt Johnson, vs Bowling Green (Sep 12, 2015)
Yards Passing	491	Matt Johnson, vs Bowling Green (Sep 12, 2015)
TD Passes	6	Matt Johnson, vs Bowling Green (Sep 12, 2015)
Long Pass	64	Matt Johnson, vs Bowling Green (Sep 12, 2015)
Receptions	15	Roger Lewis, vs Bowling Green (Sep 12, 2015)
Yards Receiving	200	Roger Lewis, vs Bowling Green (Sep 12, 2015)
TD Receptions	2	Roger Lewis, vs Bowling Green (Sep 12, 2015)
Long Reception	64	Robbie Rhodes, vs Bowling Green (Sep 12, 2015)
Field Goals	1	Emilio Nadelman, vs USF (Sep 19, 2015)
Long Field Goal	34	Emilio Nadelman, vs USF (Sep 19, 2015)
Punts	9	D.J. Helkowski, vs Richmond (Sep 5, 2015)
Punting Avg	50.0	J. Davidson, vs Bowling Green (Sep 12, 2015)
Long Punt	57	Matt Ciabatti, vs USF (Sep 19, 2015)
Punts inside 20	2	Matt Ciabatti, vs USF (Sep 19, 2015)
Long Punt Return	10	Ryan Burbrink, vs Bowling Green (Sep 12, 2015)
Long Kickoff Return	29	Rodney Adams, vs USF (Sep 19, 2015)
Tackles	10	Omar Howard, vs Richmond (Sep 5, 2015)
Sacks	0	-
Tackles For Loss	2.0	Trent Greene, vs Bowling Green (Sep 12, 2015) Zach Colvin, vs Bowling Green (Sep 12, 2015)
Interceptions	2	Denard Turner, vs Bowling Green (Sep 12, 2015)

OPPONENT TEAM HIGHS

Rushes	50	vs Bowling Green (Sep 12, 2015) vs USF (Sep 19, 2015)
Yards Rushing	240	vs USF (Sep 19, 2015)
Yards Per Rush	4.8	vs USF (Sep 19, 2015)
TD Rushes	3	vs Richmond (Sep 5, 2015)
Pass attempts	55	vs Bowling Green (Sep 12, 2015)
Pass completions	36	vs Bowling Green (Sep 12, 2015)
Yards Passing	491	vs Bowling Green (Sep 12, 2015)
Yards Per Pass	13.6	vs Bowling Green (Sep 12, 2015)
TD Passes	6	vs Bowling Green (Sep 12, 2015)
Total Plays	105	vs Bowling Green (Sep 12, 2015)
Total Offense	692	vs Bowling Green (Sep 12, 2015)
Yards Per Play	6.6	vs Bowling Green (Sep 12, 2015)
Points	48	vs Bowling Green (Sep 12, 2015)
Sacks By	0	-
First Downs	35	vs Bowling Green (Sep 12, 2015)
Penalties	10	vs Bowling Green (Sep 12, 2015) vs USF (Sep 19, 2015)
Penalty Yards	105	vs USF (Sep 19, 2015)
Turnovers	2	vs USF (Sep 19, 2015)
Interceptions By	3	vs Bowling Green (Sep 12, 2015) vs USF (Sep 19, 2015)
Punts	9	vs Richmond (Sep 5, 2015)
Punting Avg	50.0	vs Bowling Green (Sep 12, 2015)
Long Punt	57	vs USF (Sep 19, 2015)
Punts inside 20	2	vs USF (Sep 19, 2015)
Long Punt Return	10	vs Bowling Green (Sep 12, 2015)

GAME 1 RECAP: RICHMOND

LIKELY SHINES IN TERPS' SEASON-OPENING WIN

COLLEGE PARK, Md. (AP) - William Likely set a Big Ten record with 233 yards in punt returns and Brandon Ross ran for career-high 150 yards and one touchdown as Maryland rolled to a season-opening 50-21 victory over Richmond on Saturday.

Perry Hills threw two touchdown passes for the Terrapins, who scored 37 straight points after falling behind 14-13 in the second quarter.

Likely returned eight punts, including a 67-yarder for a touchdown that made it 43-14 with 10:30 remaining. He had another return of 47 yards.

The 5-foot-7 junior also had two kickoff returns for 63 yards, giving him 296 yards in kick returns for the afternoon.

Ross averaged 8.3 yards per carry and put Maryland up 29-14 with a 21-yard TD run early in the third quarter. He eclipsed his previous career high of 149 yards before the quarter ended.

Making his first start since 2012, Hills completed 12 of 21 passes for 138 yards and an interception. The junior wasn't exceptionally sharp, but he didn't have to be because the Terrapins totaled 341 yards on the ground.

Richmond's Kyle Lauletta went 18 for 30 for 220x yards. The Spiders mustered only 56 yards rushing, and Lauletta was sacked four times.

After Maryland took a quick 10-0 lead, Richmond went ahead 14-13 on a 4-yard run by Lauletta with 10:35 left in the second quarter.

Hills then directed a 12-play drive that produced a field goal by Brad Craddock, and a 37-yard touchdown catch by Malcolm Culmer made it 22-14 at halftime.

Ross scored the only touchdown of the third quarter, and a 1-yard touchdown run by Wes Brown made it 36-14.

Maryland then forced a punt, and Likely weaved his way through the Richmond defense before getting to the left sideline and diving into the end zone.

His 233-yard performance on punt returns broke the record set by Nile Kinnick of Iowa in 1939.

With the victory, Maryland improved to 5-0 in openers under coach Randy Edsall. The Terrapins have won six straight season openers and 11 of 12.



Cornerback **William Likely** broke a 76-year-old Big Ten record with 233 punt return yards versus Richmond.

GAME STATS

RICHMOND							21
MARYLAND							50
Sep. 5, 2015 at Capital One Field at Byrd Stadium (38,117)							

SCORING	1	2	3	4	-	F
Richmond	7	7	0	7	-	21
Maryland	10	12	7	21	-	50

SCORING SUMMARY

First Quarter
 MD - FG Brad Craddock 34, 12:06
 MD - Levern Jacobs 23 pass fr Hills (Craddock kick), 6:14
 RICH - Jacobi Green 1 run (Yoder kick), 0:48
Second Quarter
 MD - FG Brad Craddock 31, 12:34
 RICH - Kyle Lauletta 4 run (Yoder kick), 10:35
 MD - FG Brad Craddock 30, 4:10
 MD - Malcolm Culmer 37 pass fr Hills, 1:00
Third Quarter
 MD - Brandon Ross 21 run (Craddock kick), 12:12
Fourth Quarter
 MD - Brown 1 run (Craddock kick), 12:55
 MD - Likely 67 punt return (Craddock kick), 10:30
 MD - Johnson 2 run (Craddock kick), 6:26
 RICH - Fisher 16 run (Yoder kick), 3:22

TEAM STATISTICS	RICH	MD
First Downs	12	24
Rushes-Yards	27-56	45-341
Comp-Att-Int	18-30-0	12-22-1
Passing Yards	220	138
Total Offense Plays-Yards	57-276	67-479
Fumble Returns-Yards	0-0	0-0
Punt Returns-Yards	0-0	8-233
Interception Returns-Yards	1-0	0-0
Punts-Average	9-41.9	1-43.0
Fumbles-Lost	1-0	0-0
Penalties-Yards	1-10	5-39
Third-Down Conversions	2-12	7-12
Fourth-Down Conversions	1-1	0-0
Red-Zone Scores-Chances	3-3	5-6
Sacks By-Yards Lost	0-0	4-23
Time of Possession	29:05	30:55

INDIVIDUAL STATISTICS

RUSHING - Maryland: Ross 18-150-1, Johnson 10-83-1, Brown, 13-74-1, Hills, 3-25-0, Rowe 1-9-0; Richmond: Green 7-23-1, Fisher 4-20-1, Abell 2-15-0, Hamlin 3-11-0, Lauletta 11-(-)13-1.

PASSING - Maryland: Hills 12-21-1-138-2; Lauletta: 18-30-0-220-0.

RECEIVING - Maryland: L. Jacobs 2-32-1, Moore 2-23-0, Etta-Tawo 2-21-0, Edwards 2-12-0, Culmer 1-37-1, T. Jacobs 1-12-0, Hayward 1-4-0, Brown 1-(-)3-0; Richmond: Brown 4-68-0, Green 4-40-0, Diggs 3-40-0, Tibbs 3-30-0, Wilkins 2-29-0, Abell 2-13-0.

TACKLES - Maryland: J. Carter 5-3-8, Jefferson 2-4-6, Hendy 5-0-5, S. Davis 3-2-5, Likely 4-0-4, Ashiru 2-2-4, Nicon 2-1-3, Braglio 1-2-3, Aniebonam 1-2-3, Burke 2-0-2, Zannotto 1-0-1, Ngakoue 1-0-1, Shaw 1-0-1, Brooks 0-1-1, Ezeagwu 0-1-1; Richmond: Howard 7-3-10, Jones 4-5-9, Herlocker 3-4-7, Craig 4-2-6, Waller 4-2-6, Ogunniyi 4-1-5, Jones 2-2-4, Jordan 2-2-4, Moore 2-0-2, Mack 2-0-2, Day 2-0-2, Jackson 1-1-2, Muse 0-2-2, Caughell 0-2-2...

MARYLAND FALLS TO BOWLING GREEN

COLLEGE PARK, Md. (AP) - Junior William Likely returned a punt for a touchdown for the second straight week, but Maryland fell to Bowling Green, 48-27, for its first loss of the season Saturday afternoon at Capital One Field at Byrd Stadium.

Likely's 85-yard punt return is tied for the second longest punt return in school history, matching the 85-yarder by Tony Logan against Florida International in 2010. The school record for the longest punt return belongs to Dick Nolan, who returned a punt 90 yards against Clemson in 1953.

Senior Brad Craddock added a pair of first half field goals to give the Terps (1-1) a 13-6 lead over Bowling Green (1-1) at the half.

After a 55-minute weather delay pushed back the start of the third quarter, a 58-yard TD pass from Matt Johnson to Roger Lewis tied the game at 13-13 less than three minutes into the second half.

Maryland responded with a big play of its own to go back in front 20-13 when junior Perry Hills hooked up with D.J. Moore on a slant that the true freshman took 42 yards to the end zone.

The Terps looked to have stopped Bowling Green on its ensuing drive when Alvin Hill picked off a Johnson

pass in the end zone, but an offside penalty on the Terps gave the Falcons a first-and-goal opportunity that Travis Greene converted into a score on the very next play to tie things at 20-20.

Bowling Green outscored the Terps 28-7 in the fourth quarter to earn the victory in the team's first-ever meeting.

Johnson completed eight of 10 throws in the final frame, posting 134 yards and four touchdowns in the fourth quarter.

After the Falcons took their first lead of the game less than a minute into the fourth quarter, Maryland answered back with an 8-play, 75-yard scoring drive that was capped by a 22-yard TD pass from Hills to junior Levern Jacobs.

The Terrapins struggled down the stretch, turning the ball over on their final three drives.

Hills finished the game completing 15 of 30 passes for 150 yards and two touchdowns, while also compiling 94 yards on the ground on eight rushes.

Junior Yannick Ngakoue posted a career-high three sacks, while senior Sean Davis finished the game with 14 tackles to pace the Maryland defense.



Defensive end **Yannick Ngakoue** posted a career-high and team season-high 3.0 sacks versus Bowling Green.

GAME STATS

BOWLING GREEN	48
MARYLAND	27
Sep. 12, 2015 at Capital One Field at Byrd Stadium (36,332)	

SCORING	1	2	3	4	-	F
Bowling Green	0	6	14	28	-	48
Maryland	10	3	7	7	-	27

SCORING SUMMARY

First Quarter
 MD - FG Brad Craddock 41, 12:45
 MD - Likely 85 punt return (Craddock kick), 0:00
Second Quarter
 BG - Derek Lee 5 pass fr Johnson (Tate kick), 12:05
 MD - FG Brad Craddock 23, 7:52
Third Quarter
 BG - Roger Lewis 58 pass fr Johnson (Tate kick), 12:10
 MD - D.J. Moore 42 pass fr Hills (Craddock kick), 10:47
 BG - Green 3 run (Tate kick), 7:54
Fourth Quarter
 BG - Ryan Burbrink 5 pass fr Johnson (Tate kick), 14:27
 MD - Levern Jacobs 27 pass fr Hills (Craddock kick), 12:30
 BG - Roger Lewis 27 pass fr Johnson (Tate kick), 9:53
 BG - Robbie Rhodes 44 pass fr Johnson (Tate kick), 8:18
 BG - Gehrig Dieter 14 pass fr Johnson (Tate kick), 5:24

TEAM STATISTICS	BG	MD
First Downs	35	16
Rushes-Yards	50-201	26-156
Comp-Att-Int	36-55-1	16-33-3
Passing Yards	491	185
Total Offense Plays-Yards	105-692	59-341
Fumble Returns-Yards	0-0	0-0
Punt Returns-Yards	2-13	2-82
Interception Returns-Yards	3-38	1-7
Punts-Average	3-50.0	6-41.7
Fumbles-Lost	1-0	1-1
Penalties-Yards	10-80	6-57
Third-Down Conversions	8-18	3-12
Fourth-Down Conversions	2-4	0-1
Red-Zone Scores-Chances	4-7	1-1
Sacks By-Yards Lost	0-0	4-21
Time of Possession	37:57	22:03

INDIVIDUAL STATISTICS

RUSHING - Maryland: Hills 8-94-9, Brown 9-53-0, Ross 8-10-0; Bowling Green: Coppet 15-109-0, Greene 18-65-1, Wilson 7-28-0, Moore 1-4-0.

PASSING - Maryland: Hills 15-30-1-168-2, Rowe 1-3-2-17-0; Johnson 36-55-1-491-6.

RECEIVING - Maryland: Etta-Tawo 5-49-0, Culmer 4-26-0, L. Jacobs 3-32-1, Brown 2-28-0, D.J. Moore 1-42-1, Edwards 1-8-0; Bowling Green: Lewis 15-200-2, Moore 8-79-0, Burbrink 4-39-1, Lee 3-29-1, Rhodes 2-108-1, Greene 2-14-0, Dieter 1-14-1, Gallon 1-8-0.

TACKLES - Maryland: S. Davis 12-2-14, Carter 9-4-13, Hendy 6-3-9, Nixon 6-3-9, Brooks 4-5-9, Hill 7-1-8, Aniebonam 5-0-5, Braglio 4-1-5, Likely 4-1-5, Jefferson 2-3-5, Ngakoue 4-0-4, Opara 1-3-4, Ezeagwu 1-1-2, Ashiru 1-0-1, Walker 0-1-1, Shaw 0-1-1, J. Ross 0-1-1; Bowling Green: Greene 5-3-8, Hardy 5-3-8, Sanford 3-3-6, Hunter 4-1-5, Valdez 1-4-5, Turner 3-1-4, Bush 1-2-3, Colvin 2-0-2, Mack 1-1-2, Lee 1-0-1, Ballew 1-0-1, Goudine 1-0-1, Bozeman 1-0-1, Royster 1-0-1...

GAME 3 RECAP: USF

ROWE THROWS FOR 4TDs IN WIN OVER USF

COLLEGE PARK, Md. (AP) - Caleb Rowe threw for 297 yards and four touchdowns in his first start since 2013, and Maryland notched a 35-17 victory over South Florida on Saturday.

Despite throwing three interceptions, the junior completed 21 of 33 passes and provided enough big plays to help the Terrapins (2-1) finish with 411 yards in offense.

Rowe threw touchdown passes of 12 and 22 yards to Avery Edwards; connected with Taivon Jacobs for a 70-yard score and hit Kenneth Goins Jr. for a 1-yard TD.

Maryland fumbled three times and totaled 12 penalties for 120 yards, but South Florida (1-2) also had its share of miscues -- including two turnovers, a dropped potential touchdown pass, a holding call that wiped out a touchdown run, and a personal foul penalty that erased a fourth-quarter first down when the score was 28-17.

USF quarterback Quinton Flowers went 10 for 19 for 60 yards with a touchdown pass and an interception. He was replaced for a series in the fourth quarter by Steve Bench, who was 0 for 3 with a pick.

The game turned late in the first half after South Florida used a 12-play drive to get a field goal and close to 14-10.

Starting at his own 34 with 52 seconds left, Rowe completed passes of 10 and 49 yards to Levern Jacobs. On first-and-goal at the USF 2, Rowe botched a pitch to Brandon Ross, who picked up the ball and took it into the end zone with 10 seconds remaining.

Maryland opened the second half with 45-yard kickoff return by Ty Johnson. Five plays later, Edwards made an excellent over-the-shoulder catch of a Rowe pass in the end zone for a 28-10 lead.

That proved to be enough to assure the Terrapins their second victory of the season.

Maryland's opening drive ended when USF's Devin Abraham returned an interception 42 yards, setting up a 4-yard touchdown pass from Flowers to Rodney Adams.

Rowe bounced back to direct a 59-yard drive, capped by a TD pass to Goins. Then, on the last play of the quarter, Rowe connected with Jacobs deep on the right sideline for a 70-yard score.

Last year, South Florida led Maryland in the fourth quarter before falling 24-17. In this one, the Terrapins took control much earlier and breezed through the final 15 minutes.

GAME STATS

USF	17					
MARYLAND	35					
Sep. 19, 2015 at Capital One Field at Byrd Stadium (38,117)						
SCORING	1	2	3	4	-	F
USF	7	3	7	0	-	17
Maryland	14	7	7	7	-	35

SCORING SUMMARY

First Quarter
 USF - Rodney Adams 4 pass fr Flowers (Nadelman kick), 12:40
 MD - Kenneth Goins 1 pass fr Rowe (Craddock kick), 8:44
 MD - Taivon Jacobs 70 pass fr Rowe (Craddock kick), 0:00
Second Quarter
 USF - FG Emilio Nadelman 34, 0:59
 MD - Brandon Ross 4 run (Craddock kick), 0:10
Third Quarter
 MD - Avery Edwards 12 pass fr Rowe (Craddock kick), 13:15
 USF - Quinton Flowers 7 run (Nadelman kick), 0:48
Fourth Quarter
 MD - Avery Edwards 22 pass fr Rowe (Craddock kick), 10:06

TEAM STATISTICS

	USF	MD
First Downs	18	18
Rushes-Yards	50-240	34-114
Comp-Att-Int	10-22-2	21-34-3
Passing Yards	60	297
Total Offense Plays-Yards	72-300	68-411
Fumble Returns-Yards	0-0	0-0
Punt Returns-Yards	0-0	2-22
Interception Returns-Yards	3-67	2-33
Punts-Average	5-47.4	4-34.5
Fumbles-Lost	3-0	3-0
Penalties-Yards	10-105	12-120
Third-Down Conversions	7-18	8-15
Fourth-Down Conversions	1-3	1-1
Red-Zone Scores-Chances	3-3	3-3
Sacks By-Yards Lost	0-0	6-27
Time of Possession	30:28	29:32

INDIVIDUAL STATISTICS

RUSHING - Maryland: Ross 18-68-1, Johnson 10-30-0, Rowe 5-13-0, Brown 1-3-0; USF: Flowers 24-85-1, Mack 12-71-0, Tice 6-42-0, Johnson 7-25-0, Bench 1-17-0.

PASSING - Maryland: Rowe 21-33-3-297-4; USF: Flowers 10-19-1-60-1, Bench 0-3-1-0-0.

RECEIVING - Maryland: L. Jacobs 8-107-0, Moore 3-47-0, Edwards 3-36-2, T. Jacobs 2-82-1, Etta-Tawo 1-9-0, Johnson 1-7-0, Cockerille 1-7-0, Goins 1-1-1, B. Ross 1-1-0; USF: Adams 4-8-1, Johnson 2-27-0, Bronson 1-17-0, Mack 1-7-0, Price 1-5-0, Barr 1-(-4)-0.

TACKLES - Maryland: J. Carter 6-5-11, Ashiry 6-3-9, S. Davis 5-4-9, Braglio 3-4-7, Ngakoue 5-1-6, Hendy 3-3-6, Nixon 2-3-5, Likely 4-0-4, Brooks 0-4-4, Thompson 2-0-2, Aniebonam 1-0-1, Hill 1-0-1, Burkett 1-0-1, Ukandu 1-0-1, A. Carter 1-0-1, Brown 1-0-1, J. Ross 1-0-1, Shaw 0-1-1, Jefferson 0-1-1, Opara 0-1-1; USF: Senat 7-2-9, Byrd 5-4-9, Sanchez 5-1-6, Fullwood 4-2-6, Abraham 5-0-5, Wilkins 2-3-5, Whitehurst 1-3-4, Hill 3-0-3, Harris 2-1-3, Nichols 1-2-3, Awoleke 2-0-2, Godwin 1-1-2, Holman 1-0-1, Gudmundsson 1-0-1, Nadelman 1-0-1, Thomas 1-0-1, Adams 1-0-1, Hamilton 1-0-1, Bullock 1-0-1, Love 0-1-1.



Wide receiver **Levern Jacobs** caught eight passes for 107 yards - his third career 100-yard performance.